










Under 10 Slalom Results

Homologation: Ranking List

	Name	Country	Categ.	Round 1	Round 2	Round 3	Overall
1	Evans Lachlan	*NZL 	U10	4.50/43/23.00	2.50/34/23.00		40.50
2	Murray Zanneja	*NZL 	U10	4.00/37/23.00	3.00/40/23.00		33.00
3	Shaw Charlie	*NZL 	U10	1.50/25/23.00	2.00/34/23.00		20.00
4	Donald Eddie	*NZL 	U10	3.00/28/23.00	4.00/28/23.00		10.00








Under 14 Girls Slalom Results

Homologation: Ranking List

	Name	Country	Categ.	Round 1	Round 2	Round 3	Overall
1	May Evelyn	*NZL 	U14 F	1.00/52/16.00	3.00/52/16.00		33.00
2	Hancock Tess	*NZL 	U14 F	2.00/52/16.00	2.00/52/16.00		32.00
3	Blunt Paige	*NZL 	U14 F	0.50/34	1.00/52/16.00		31.00
4	Barns-Lawton Jasmin	*NZL 	U14 F	4.00/49	4.00/52		28.00
5	Apperley Danielle	*NZL 	U14 F	4.00/49	3.00/52		27.00




Under 14 Boys Slalom Results

Homologation: Ranking List

	Name	Country	Categ.	Round 1	Round 2	Round 3	Overall
1	Runciman Joshua	*NZL 	U14 M	0.50/55/12.00	5.00/55/12.00		1000.00
2	Mckenzie Samuel	*NZL 	U14 M	1.00/55/13.00	2.50/55/16.00		811.32
3	Millward Carter	*NZL 	U14 M	4.00/55/14.25	3.00/55/14.25		754.72
4	Lange Ashton	*NZL 	U14 M	2.00/55/16.00	2.00/55/16.00		603.77
5	Shaw Braden	*NZL 	U14 M	5.00/40	5.00/46		207.55
6	Millward Cody	*NZL 	U14 M	3.00/37	2.00/43		37.74
7	Paterson Jack	*NZL 	U14 M	4.00/37	2.00/40		






Under 17 Girls Slalom Results

Homologation: Ranking List

	Name	Country	Categ.	Round 1	Round 2	Round 3	Overall
1	Hancock Maddy	*NZL 	U17 F	1.00/55/13.00	4.00/55/14.25		1000.00
2	Hancock Isabella	*NZL 	U17 F	2.50/55/14.25	3.50/55/14.25		887.10
3	Barns-Lawton Kaylee	*NZL 	U17 F	1.50/55/16.00	4.00/55/16.00		709.68



Under 17 Boys Slalom Results

Homologation: Ranking List

	Name	Country	Categ.	Round 1	Round 2	Round 3	Overall
1	Bainbridge Sam	*NZL 	U17 M	2.00/58/12.00	4.00/58/11.25		1000.00
2	Runciman Luke	*NZL 	U17 M	4.50/58/13.00	0.50/58/11.25		923.91
3	Bainbridge Zak	*NZL 	U17 M	2.50/58/12.00	3.50/58/13.00		836.96
4	Wainwright Josh	*NZL 	U17 M	0.50/58/12.00	0.50/58/13.00		793.48
5	Runciman Joel	*NZL 	U17 M	3.50/58/14.25	0.50/58/12.00		793.48





Under 21 Women Slalom Results

Homologation: Ranking List

	Name	Country	Categ.	Round 1	Round 2	Round 3	Overall
1	Wainwright Madison	*NZL 	U21 F	2.00/55/14.25	5.00/55/16.00		26.00
2	Hagan Charlotte	*NZL 	U21 F	5.00/55/18.25	4.00/55/18.25		17.00




Under 21 Men Slalom Results

Homologation: Ranking List

	Name	Country	Categ.	Round 1	Round 2	Round 3	Overall
1	Mckenzie Ethan	*NZL 	U21 M	4.50/58/12.00	3.50/58/11.25		1011.11
2	Mckenzie Hunter	*NZL 	U21 M	2.00/58/11.25	3.00/58/11.25		1000.00
3	Whyte Campbell	*NZL 	U21 M	3.00/58/14.25	1.50/58/12.00		833.33
4	Swasbrook Edward	*NZL 	U21 M	3.00/58/16.00			466.67



Under 10 Tricks Results

Homologation: Ranking List

	Name	Country	Categ.	Round 1	Round 2	Round 3	Overall
1	Evans Lachlan	*NZL 	U10	360	560		560.00
2	Shaw Charlie	*NZL 	U10	200	200		200.00
3	Donald Eddie	*NZL 	U10	40	40		40.00








Under 14 Girls Tricks Results

Homologation: Ranking List

	Name	Country	Categ.	Round 1	Round 2	Round 3	Overall
1	Hancock Tess	*NZL 	U14 F	1590	1610		1610.00
2	Apperley Danielle	*NZL 	U14 F	460	370		460.00




Under 14 Boys Tricks Results

Homologation: Ranking List

	Name	Country	Categ.	Round 1	Round 2	Round 3	Overall
1	Mckenzie Samuel	*NZL 	U14 M	4420	3870		1000.00
2	Millward Carter	*NZL 	U14 M	3280	3030		742.08
3	Runciman Joshua	*NZL 	U14 M	2420	2570		581.45
4	Lange Ashton	*NZL 	U14 M	2080	2080		470.59
5	Shaw Braden	*NZL 	U14 M	1280	1300		294.12
6	Paterson Jack	*NZL 	U14 M	740	700		167.42
7	Millward Cody	*NZL 	U14 M	450	450		101.81





Under 17 Girls Tricks Results

Homologation: Ranking List

	Name	Country	Categ.	Round 1	Round 2	Round 3	Overall
1	Hancock Maddy	*NZL 	U17 F	1580	1490		1000.00
2	Hancock Isabella	*NZL 	U17 F	1410	1570		993.67
3	Barns-Lawton Kaylee	*NZL 	U17 F	790	810		512.66



Under 17 Boys Tricks Results

Homologation: Ranking List

	Name	Country	Categ.	Round 1	Round 2	Round 3	Overall
1	Bainbridge Sam	*NZL 	U17 M	3580	4580		1000.00
2	Bainbridge Zak	*NZL 	U17 M	3740	3610		816.59
3	Runciman Luke	*NZL 	U17 M	3330	2390		727.07
4	Wainwright Josh	*NZL 	U17 M	1240	790		270.74




Under 21 Women Tricks Results

Homologation: Ranking List

	Name	Country	Categ.	Round 1	Round 2	Round 3	Overall
1	Wainwright Madison	*NZL 	U21 F	2780	1170		2780.00
2	Williams Courtney	*NZL 	U21 F	910	480		910.00






Under 21 Men Tricks Results

Homologation: Ranking List

	Name	Country	Categ.	Round 1	Round 2	Round 3	Overall
1	Mckenzie Hunter	*NZL 	U21 M	1790	1130		1000.00
2	Mckenzie Ethan	*NZL 	U21 M	1250	1560		871.51
3	Swasbrook Edward	*NZL 	U21 M	460			256.98


Under 14 Boys Jump Results

Homologation: Ranking List

	Name	Country	Categ.	Round 1	Round 2	Round 3	Overall
1	Millward Carter	*NZL 	U14 M	30.8m	30.2m		1000.00
2	Mckenzie Samuel	*NZL 	U14 M	30.2m	29.1m		971.15
3	Runciman Joshua	*NZL 	U14 M	27.7m	29.3m		927.88
4	Lange Ashton	*NZL 	U14 M	16.6m	16.8m		326.92
5	Shaw Braden	*NZL 	U14 M	10.9m	0.00m		43.27





Under 17 Girls Jump Results

Homologation: Ranking List

	Name	Country	Categ.	Round 1	Round 2	Round 3	Overall
1	Hancock Maddy	*NZL 	U17 F	29.3m	30.1m		1000.00


Under 17 Boys Jump Results

Homologation: Ranking List






	Name	Country	Categ.	Round 1	Round 2	Round 3	Overall
1	Runciman Luke	*NZL 	U17 M	42.5m	43.6m		1000.00
2	Wainwright Josh	*NZL 	U17 M	40.0m	41.7m		919.49
3	Bainbridge Sam	*NZL 	U17 M	39.4m	39.9m		843.22
4	Bainbridge Zak	*NZL 	U17 M	0.00m			

Under 21 Men Jump Results

Homologation: Ranking List


	Name	Country	Categ.	Round 1	Round 2	Round 3	Overall
1	Mckenzie Hunter	*NZL 	U21 M	34.4m			1000.00

Under 14 Boys Overall Results





	Name	Country	Categ.	Round 1	Round 2	Round 3	Overall
1	Mckenzie Samuel	*NZL 	U14 M	2782.47	2782.47	2782.47	2782.47
2	Runciman Joshua	*NZL 	U14 M	2509.33	2509.33	2509.33	2509.33
3	Millward Carter	*NZL 	U14 M	2496.80	2496.80	2496.80	2496.80
4	Lange Ashton	*NZL 	U14 M	1401.28	1401.28	1401.28	1401.28
5	Shaw Braden	*NZL 	U14 M	544.94	544.94	544.94	544.94

Under 17 Girls Overall Results


	Name	Country	Categ.	Round 1	Round 2	Round 3	Overall
--	------	---------	--------	---------	---------	---------	---------

	Name	Country	Categ.	Round 1	Round 2	Round 3	Overall
1	Hancock Maddy	*NZL 	U17 F	3000.00	3000.00	3000.00	3000.00

Under 17 Boys Overall Results

	Name	Country	Categ.	Round 1	Round 2	Round 3	Overall
1	Bainbridge Sam	*NZL 	U17 M	2843.22	2843.22	2843.22	2843.22
2	Runciman Luke	*NZL 	U17 M	2650.98	2650.98	2650.98	2650.98
3	Wainwright Josh	*NZL 	U17 M	1983.71	1983.71	1983.71	1983.71
4	Bainbridge Zak	*NZL 	U17 M	1653.55	1653.55	1653.55	1653.55

Under 21 Men Overall Results

	Name	Country	Categ.	Round 1	Round 2	Round 3	Overall
1	Mckenzie Hunter	*NZL 	U21 M	3000.00	3000.00	3000.00	3000.00

Chief Judge
Firth Kevin

Homologator
Donald James

Scorer
Bainbridge Emma