












Under 21 Women Slalom Results

Homologation: Ranking List

| | Name | Country | Round 1 | Round 2 |
|---|--------------------|--|---------------|---------------|
| 1 | BENNETT Milla | AUS  | 5.50/55/13.00 | 2.00/55/12.00 |
| 2 | BUTLIN Lara | AUS  | 0.50/55/13.00 | 2.00/55/12.00 |
| 3 | WILLIAMS Courtney | NZL  | 1.50/55/13.00 | 3.00/55/13.00 |
| 4 | DENNIS Caitlin | *AUS  | 1.00/55/13.00 | 1.00/55/13.00 |
| 5 | HAGAN Charlotte | *NZL  | 3.00/55/14.25 | 4.00/55/14.25 |
| 6 | WAINWRIGHT Madison | NZL  | 3.00/55/14.25 | 2.50/55/16.00 |








Under 21 Men Slalom Results

Homologation: Ranking List

| | Name | Country | Round 1 | Round 2 |
|----|------------------|---|---------------|---------------|
| 1 | CORNALE Lucas | AUS  | 3.50/58/10.75 | 2.50/58/10.75 |
| 2 | COSGRIFF Ben | AUS  | 4.00/58/11.25 | 2.50/58/11.25 |
| 3 | O'TOOLE Joel | AUS  | 2.00/58/12.00 | 5.50/58/12.00 |
| 4 | MCKENZIE Hunter | NZL  | 3.50/58/12.00 | 2.00/58/12.00 |
| 5 | BUTLIN Lochie | *AUS  | 2.00/58/12.00 | 3.00/58/12.00 |
| 6 | HANNA Jayden | NZL  | 1.50/58/13.00 | 4.50/58/12.00 |
| 7 | SADDINGTON Corey | AUS  | 1.50/58/12.00 | 3.50/58/13.00 |
| 8 | WHYTE Campbell | *NZL  | 1.50/58/12.00 | 4.50/58/14.25 |
| 9 | MCKENZIE Ethan | NZL  | 2.50/58/12.00 | 4.50/58/18.25 |
| 10 | JANSEN Jett | NZL  | 1.50/58/14.25 | 3.50/58/18.25 |










Under 14 Girls Slalom Results

Homologation: Ranking List

| | Name | Country | Round 1 | Round 2 |
|---|-------------------|--|---------------|---------------|
| 1 | THROWER Ellie | AUS  | 2.00/52/13.00 | 1.00/52/12.00 |
| 2 | FLETCHER Ellouise | AUS  | 2.50/52/13.00 | 4.00/52/13.00 |
| 3 | TORESEN Suzy | NZL  | 5.00/52/14.25 | 2.00/52/13.00 |
| 4 | APPLETON Selina | AUS  | 1.50/52/14.25 | 4.50/52/13.00 |
| 5 | WALLIS Katrina | NZL  | 1.50/52/14.25 | 2.50/52/14.25 |
| 6 | WALLIS Genevieve | *NZL  | 5.00/52 | 4.00/52/16.00 |
| 7 | MCCARTHY Sienna | *AUS  | 2.50/52 | 3.00/52/16.00 |


Under 14 Boys Slalom Results






Homologation: Ranking List

| | Name | Country | Round 1 | Round 2 |
|---|-----------------|--|---------------|---------------|
| 1 | RUNCIMAN Joshua | NZL  | 1.50/55/12.00 | 1.50/55/11.25 |
| 2 | REEVES Taj | AUS  | 0.50/55/12.00 | 3.00/55/12.00 |
| 3 | WRIGHT Dylan | AUS  | 2.50/55/12.00 | 4.50/55/13.00 |
| 4 | KING Jaggar | *AUS  | 3.50/55/14.25 | 4.00/55/13.00 |
| 5 | MCKENZIE Samuel | NZL  | 2.00/55/14.25 | 2.00/55/13.00 |
| 6 | MILLWARD Carter | NZL  | 3.00/55/14.25 | 2.00/55/14.25 |
| 7 | DOWDING Archie | AUS  | 5.00/55/16.00 | 5.00/55/16.00 |
| 8 | HILL Cameron | NZL  | 4.00/55/18.25 | 2.50/55/18.25 |
| 9 | LANGE Ashton | *NZL  | 0.50/55/18.25 | 3.00/55/18.25 |

Under 17 Girls Slalom Results











Homologation: Ranking List

| | Name | Country | Round 1 | Round 2 |
|---|--------------|---|---------------|---------------|
| 1 | SWEENEY Jada | AUS  | 4.50/55/13.00 | 0.50/55/12.00 |

| | Name | Country | Round 1 | Round 2 |
|---|---------------------|--|---------------|---------------|
| 2 | MCCARTHY Emita | *AUS  | 0.50/55/13.00 | 0.50/55/13.00 |
| 3 | HANCOCK Isabella | NZL  | 2.00/55/13.00 | 4.50/55/14.25 |
| 4 | BARNS-LAWTON Kaylee | *NZL  | 2.50/55/16.00 | 1.50/55/14.25 |
| 5 | APPLETON Kristy | AUS  | 1.50/55/12.00 | 1.50/52 |
| 6 | HILL Harriet | NZL  | 0.00/52 | 4.00/55/18.25 |

Under 17 Boys Slalom Results

Homologation: Ranking List

| | Name | Country | Round 1 | Round 2 |
|----|------------------|--|---------------|---------------|
| 1 | BAINBRIDGE Sam | NZL  | 1.00/58/11.25 | 1.50/58/11.25 |
| 2 | SMITH Bryce | AUS  | 3.00/58/11.25 | 3.00/58/12.00 |
| 3 | RUNCIMAN Luke | NZL  | 5.00/58/12.00 | 1.00/58/12.00 |
| 4 | SADDINGTON Jacob | AUS  | 2.50/58/12.00 | 4.00/58/13.00 |
| 5 | BAINBRIDGE Zak | NZL  | 3.00/58/12.00 | 0.50/58/13.00 |
| 6 | MACDONALD Ryan | *AUS  | 4.00/58/13.00 | 3.00/58/13.00 |
| 7 | MITCHELL Fyn | AUS  | 2.50/58/14.25 | 2.50/58/12.00 |
| 8 | JANSEN Quinn | *NZL  | 3.50/58/14.25 | 3.50/58/13.00 |
| 9 | HAGAN Blake | NZL  | 4.00/58/14.25 | 2.00/58/14.25 |
| 10 | BICKERTON Hayden | AUS  | 4.50/58/14.25 | 5.00/58/18.25 |











Under 17 Girls Tricks Results

Homologation: Ranking List

| | Name | Country | Round 1 | Round 2 |
|---|---------------------|--|---------|---------|
| 1 | APPLETON Kristy | AUS  | 5250 | 5560 |
| 2 | SWEENEY Jada | AUS  | 3870 | 3560 |
| 3 | MCCARTHY Emita | *AUS  | 2700 | 3200 |
| 4 | HILL Harriet | NZL  | 1230 | 1470 |
| 5 | HANCOCK Isabella | NZL  | 1450 | 1190 |
| 6 | BARNS-LAWTON Kaylee | *NZL  | 770 | 710 |








Under 17 Boys Tricks Results

Homologation: Ranking List

| | Name | Country | Round 1 | Round 2 |
|----|------------------|--|---------|---------|
| 1 | SADDINGTON Jacob | AUS  | 5040 | 5180 |
| 2 | BAINBRIDGE Sam | NZL  | 3280 | 4880 |
| 3 | SMITH Bryce | AUS  | 3250 | 3010 |
| 4 | HAGAN Blake | NZL  | 2230 | 3530 |
| 5 | RUNCIMAN Luke | NZL  | 2850 | 2750 |
| 6 | BAINBRIDGE Zak | NZL  | 2700 | 2550 |
| 7 | BICKERTON Hayden | AUS  | 2390 | 2030 |
| 8 | MACDONALD Ryan | *AUS  | 2470 | 1890 |
| 9 | MITCHELL Fyn | AUS  | 1960 | 1880 |
| 10 | JANSEN Quinn | *NZL  | 1480 | 2070 |










Under 14 Girls Tricks Results

Homologation: Ranking List

| | Name | Country | Round 1 | Round 2 |
|---|-------------------|--|---------|---------|
| 1 | APPLETON Selina | AUS  | 4450 | 3000 |
| 2 | MCCARTHY Sienna | *AUS  | 2320 | 2730 |
| 3 | FLETCHER Ellouise | AUS  | 2520 | 2430 |
| 4 | THROWER Ellie | AUS  | 2100 | 2170 |
| 5 | TORSEN Suzy | NZL  | 1780 | 1900 |
| 6 | WALLIS Katrina | NZL  | 1460 | 1560 |
| 7 | WALLIS Genevieve | *NZL  | 790 | 1190 |






Under 14 Boys Tricks Results

Homologation: Ranking List

| | Name | Country | Round 1 | Round 2 |
|---|-----------------|--|---------|---------|
| 1 | MCKENZIE Samuel | NZL  | 3050 | 4150 |
| 2 | REEVES Taj | AUS  | 2870 | 3160 |
| 3 | RUNCIMAN Joshua | NZL  | 2360 | 2600 |
| 4 | MILLWARD Carter | NZL  | 3590 | 1080 |
| 5 | WRIGHT Dylan | AUS  | 1480 | 2160 |
| 6 | LANGE Ashton | *NZL  | 1450 | 2150 |
| 7 | KING Jaggar | *AUS  | 1900 | 1480 |
| 8 | DOWDING Archie | AUS  | 1290 | 1210 |
| 9 | HILL Cameron | NZL  | 1450 | |










Under 21 Women Tricks Results

Homologation: Ranking List

| | Name | Country | Round 1 | Round 2 |
|---|--------------------|--|---------|---------|
| 1 | BUTLIN Lara | AUS  | 4370 | 4610 |
| 2 | WILLIAMS Courtney | NZL  | 4600 | 3570 |
| 3 | BENNETT Milla | AUS  | 3310 | 3310 |
| 4 | DENNIS Caitlin | *AUS  | 2630 | 3380 |
| 5 | WAINWRIGHT Madison | NZL  | 2410 | 3380 |








Under 21 Men Tricks Results

Homologation: Ranking List

| | Name | Country | Round 1 | Round 2 |
|---|------------------|--|---------|---------|
| 1 | CORNALE Lucas | AUS  | 8160 | 6390 |
| 2 | O'TOOLE Joel | AUS  | 4330 | 6120 |
| 3 | BUTLIN Lochie | *AUS  | 3720 | 5500 |
| 4 | MCKENZIE Hunter | NZL  | 3540 | 4440 |
| 5 | MCKENZIE Ethan | NZL  | 1760 | 2010 |
| 6 | COSGRIFF Ben | AUS  | 1690 | 1910 |
| 6 | SADDINGTON Corey | AUS  | 1730 | 1870 |
| 8 | JANSEN Jett | NZL  | 1810 | 1310 |
| 9 | HANNA Jayden | NZL  | 1000 | 930 |




Under 14 Girls Jump Results

Homologation: Ranking List

| | Name | Country | Round 1 | Round 2 |
|---|-------------------|--|---------|---------|
| 1 | APPLETON Selina | AUS  | 25.9m | 26.5m |
| 2 | TORESEN Suzy | NZL  | 24.1m | 25.5m |
| 3 | FLETCHER Ellouise | AUS  | 18.9m | 18.2m |
| 4 | THROWER Ellie | AUS  | 17.2m | 17.0m |
| 5 | WALLIS Katrina | NZL  | 16.3m | 17.7m |
| 6 | WALLIS Genevieve | *NZL  | 16.7m | 16.2m |
| 7 | MCCARTHY Sienna | *AUS  | 0.00m | 0.00m |

Under 14 Boys Jump Results





Homologation: Ranking List

| | Name | Country | Round 1 | Round 2 |
|---|-----------------|---|---------|---------|
| 1 | REEVES Taj | AUS  | 35.3m | 33.5m |
| 2 | WRIGHT Dylan | AUS  | 30.5m | 28.5m |
| 3 | RUNCIMAN Joshua | NZL  | 27.5m | 29.6m |

| | Name | Country | Round 1 | Round 2 |
|---|-----------------|--|---------|---------|
| 4 | HILL Cameron | NZL  | 27.3m | 29.1m |
| 5 | MCKENZIE Samuel | NZL  | 27.3m | 27.1m |
| 6 | MILLWARD Carter | NZL  | 26.1m | 26.0m |
| 7 | KING Jaggar | *AUS  | 21.6m | 21.1m |
| 8 | DOWDING Archie | AUS  | 20.4m | 21.5m |
| 9 | LANGE Ashton | *NZL  | 15.0m | 15.3m |










Under 17 Girls Jump Results

Homologation: Ranking List

| | Name | Country | Round 1 | Round 2 |
|---|-----------------|--|---------|---------|
| 1 | APPLETON Kristy | AUS  | 41.2m | 41.9m |
| 2 | SWEENEY Jada | AUS  | 31.6m | 30.8m |
| 3 | HILL Harriet | NZL  | 25.9m | 27.5m |
| 4 | MCCARTHY Emita | *AUS  | 13.8m | 12.8m |





Under 17 Boys Jump Results

Homologation: Ranking List

| | Name | Country | Round 1 | Round 2 |
|---|------------------|--|---------|---------|
| 1 | SADDINGTON Jacob | AUS  | 41.4m | 43.2m |
| 2 | RUNCIMAN Luke | NZL  | 40.4m | 42.5m |
| 3 | BAINBRIDGE Sam | NZL  | 37.9m | 39.9m |
| 4 | BAINBRIDGE Zak | NZL  | 37.0m | 38.5m |
| 5 | SMITH Bryce | AUS  | 37.8m | 36.8m |
| 6 | BICKERTON Hayden | AUS  | 36.7m | 37.7m |
| 7 | JANSEN Quinn | *NZL  | 33.3m | 33.2m |
| 8 | HAGAN Blake | NZL  | 32.4m | 33.5m |
| 9 | MACDONALD Ryan | *AUS  | 31.5m | 32.8m |








Under 21 Women Jump Results

Homologation: Ranking List

| | Name | Country | Round 1 | Round 2 |
|---|-------------------|--|---------|---------|
| 1 | WILLIAMS Courtney | NZL  | 33.1m | 34.8m |
| 2 | BENNETT Milla | AUS  | 29.3m | 30.8m |
| 3 | DENNIS Caitlin | *AUS  | 22.4m | 19.1m |
| 4 | BUTLIN Lara | AUS  | 0.00m | 25.8m |

Under 21 Men Jump Results

Homologation: Ranking List

| | Name | Country | Round 1 | Round 2 |
|---|------------------|--|---------|---------|
| 1 | COSGRIFF Ben | AUS  | 52.7m | 55.5m |
| 2 | SADDINGTON Corey | AUS  | 48.7m | 51.9m |
| 3 | O'TOOLE Joel | AUS  | 48.1m | 48.2m |
| 4 | CORNALE Lucas | AUS  | 48.9m | 44.5m |
| 5 | BUTLIN Lochie | *AUS  | 45.3m | 46.3m |
| 5 | MCKENZIE Hunter | NZL  | 47.0m | 44.6m |
| 7 | JANSEN Jett | NZL  | 29.7m | 31.4m |

Chief Judge
WAINWRIGHT SarahHomologator
BAKKER RonScorer
BAKKER Sharon