





Under 10 Girls Slalom Results

Homologation: Ranking List



	Name	League	Categ.	Round 1	Round 2	Overall
1	Ellie Thrower	NSW 	U10 F	1.00/40	2.50/37	1000.00
2	Laura Hayes	NSW 	U10 F	3.00/31	5.00/31	548.39

Under 10 Girls Tricks Results

Homologation: Ranking List


	Name	League	Categ.	Round 1	Round 2	Overall
1	Laura Hayes	NSW 	U10 F	1720	860	1000.00
2	Ellie Thrower	NSW 	U10 F	400	340	232.56

Under 10 Girls Overall Results

	Name	League	Categ.	Slalom	Tricks	Jump	Overall
1	Laura Hayes	NSW 	U10 F	548.39	1000.00		1548.39
2	Ellie Thrower	NSW 	U10 F	1000.00	232.56		1232.56



Under 10 Boys Slalom Results

Homologation: Ranking List


	Name	League	Categ.	Round 1	Round 2	Overall
1	Tiger Stone	NSW 	U10 M	2.50/49/14.25	2.50/49/16.00	1000.00

Under 10 Boys Tricks Results

Homologation: Ranking List





	Name	League	Categ.	Round 1	Round 2	Overall
1	Tiger Stone	NSW 	U10 M	990	1390	1000.00
2	Cameron Shaw	NSW 	U10 M	340		244.60

Under 10 Boys Overall Results

	Name	League	Categ.	Slalom	Tricks	Jump	Overall
1	Tiger Stone	NSW 	U10 M	1000.00	1000.00		2000.00





Under 12 Girls Slalom Results

Homologation: Ranking List

	Name	League	Categ.	Round 1	Round 2	Overall
1	Erica Hayes	NSW 	U12 F	2.00/52/14.25	3.00/52/14.25	1000.00
2	Jada Sweeney	VIC 	U12 F	3.00/52/14.25	2.00/52/14.25	1000.00
3	Bridget Moloney	NSW 	U12 F	1.50/46	2.50/46	519.61
4	Georgie Richards	NSW 	U12 F	3.00/37	4.00/40	313.73



Under 12 Girls Tricks Results

Homologation: Ranking List



	Name	League	Categ.	Round 1	Round 2	Overall
1	Erica Hayes	NSW 	U12 F	2730	2550	1000.00
2	Jada Sweeney	VIC 	U12 F	1750	1940	710.62
3	Bridget Moloney	NSW 	U12 F	310	590	216.12
4	Georgie Richards	NSW 	U12 F	500	40	183.15

Under 12 Girls Jump Results

Homologation: Ranking List





	Name	League	Categ.	Round 1	Round 2	Overall
1	Jada Sweeney	VIC 	U12 F	14.8m	15.4m	1000.00
2	Erica Hayes	NSW 	U12 F	14.6m	12.3m	948.05

Under 12 Girls Overall Results

	Name	League	Categ.	Slalom	Tricks	Jump	Overall
1	Erica Hayes	NSW 	U12 F	1000.00	1000.00	948.05	2948.05
2	Jada Sweeney	VIC 	U12 F	1000.00	710.62	1000.00	2710.62





Under 12 Boys Slalom Results

Homologation: Ranking List

	Name	League	Categ.	Round 1	Round 2	Overall
1	Daniel Finnimore	NSW 	U12 M	5.00/52/13.00	0.50/52/12.00	1102.27
2	Jacob Saddington	VIC 	U12 M	2.00/52/13.00	1.50/52/13.00	1000.00
3	Kayde Sherwood	WA 	U12 M	1.00/52/14.25	2.00/52/14.25	863.64
4	SamuelLaws	NSW 	U12 M	4.00/52	3.00/52	636.36




Under 12 Boys Tricks Results

Homologation: Ranking List




	Name	League	Categ.	Round 1	Round 2	Overall
1	Jacob Saddington	VIC 	U12 M	2160	2010	1000.00
2	Daniel Finnimore	NSW 	U12 M	1090	1000	504.63
3	Kayde Sherwood	WA 	U12 M	620	1140	527.78
4	SamuelLaws	NSW 	U12 M	570	550	263.89

Under 12 Boys Jump Results

Homologation: Ranking List








	Name	League	Categ.	Round 1	Round 2	Overall
1	Jacob Saddington	VIC 	U12 M	17.4m	21.5m	1000.00
2	Kayde Sherwood	WA 	U12 M	10.9m	10.7m	78.26
3	SamuelLaws	NSW 	U12 M	10.8m	10.5m	69.57

Under 12 Boys Overall Results

	Name	League	Categ.	Slalom	Tricks	Jump	Overall
1	Jacob Saddington	VIC 	U12 M	1000.00	1000.00	1000.00	3000.00
2	Kayde Sherwood	WA 	U12 M	863.64	527.78	78.26	1469.68
3	SamuelLaws	NSW 	U12 M	636.36	263.89	69.57	969.82

Under 14 Girls Slalom Results

Homologation: Ranking List

	Name	League	Categ.	Round 1	Round 2	Overall
1	Jennifer Ackerly	NSW 	U14 F	2.00/52/13.00	3.50/52/14.25	1000.00
2	Isabel Shaw	NSW 	U14 F	1.50/52/14.25	2.00/52/13.00	1000.00
3	Gabrielle Brien	VIC 	U14 F	5.00/52/14.25	3.00/52/14.25	931.82
4	Jaycee Ashcroft	NSW 	U14 F	3.00/52/14.25	5.00/52/16.00	886.36
5	Riley Stone	NSW 	U14 F	3.00/52/14.25	2.50/52/16.00	886.36
6	Ada Richards	NSW 	U14 F	1.00/52	3.00/52/16.00	750.00
7	Lara Butlin	NSW 	U14 F	4.00/52/14.25	1.50/37	909.09





Under 14 Girls Tricks Results

Homologation: Ranking List





	Name	League	Categ.	Round 1	Round 2	Overall
1	Lara Butlin	NSW 	U14 F	3560	3430	1000.00
2	Isabel Shaw	NSW 	U14 F	1990	2450	688.20
3	Gabrielle Brien	VIC 	U14 F	1530	1430	429.78
4	Jaycee Ashcroft	NSW 	U14 F	1170	1120	328.65
5	Ada Richards	NSW 	U14 F	820	860	241.57
6	Jennifer Ackerly	NSW 	U14 F	700	680	196.63

Under 14 Girls Jump Results

Homologation: Ranking List




	Name	League	Categ.	Round 1	Round 2	Overall
1	Gabrielle Brien	VIC 	U14 F	21.7m	24.3m	1000.00
2	Lara Butlin	NSW 	U14 F	19.1m	21.2m	820.81
3	Jaycee Ashcroft	NSW 	U14 F	17.2m	17.3m	595.38
4	Isabel Shaw	NSW 	U14 F	15.1m	15.1m	468.21

Under 14 Girls Overall Results

	Name	League	Categ.	Slalom	Tricks	Jump	Overall
1	Lara Butlin	NSW 	U14 F	909.09	1000.00	820.81	2729.90
2	Gabrielle Brien	VIC 	U14 F	931.82	429.78	1000.00	2361.60
3	Isabel Shaw	NSW 	U14 F	1000.00	688.20	468.21	2156.41
4	Jaycee Ashcroft	NSW 	U14 F	886.36	328.65	595.38	1810.39



Under 14 Boys Slalom Results

Homologation: Ranking List

	Name	League	Categ.	Round 1	Round 2	Overall
1	Lochie Butlin	NSW 	U14 M	5.00/55/14.25	3.00/55/14.25	1000.00
2	Benjamin Ackerly	NSW 	U14 M	2.00/55/16.00	0.50/55/18.25	780.49
3	Max Christie	QLD 	U14 M	4.00/55/16.00	2.50/52	829.27



Under 14 Boys Tricks Results

Homologation: Ranking List



	Name	League	Categ.	Round 1	Round 2	Overall
1	Lochie Butlin	NSW 	U14 M	1650	2650	1000.00
2	Benjamin Ackerly	NSW 	U14 M	570	660	249.06

Under 14 Boys Jump Results

Homologation: Ranking List




	Name	League	Categ.	Round 1	Round 2	Overall
1	Lochie Butlin	NSW 	U14 M	23.1m	23.3m	1000.00
2	Benjamin Ackerly	NSW 	U14 M	13.1m	14.0m	300.75

Under 14 Boys Overall Results

	Name	League	Categ.	Slalom	Tricks	Jump	Overall
1	Lochie Butlin	NSW 	U14 M	1000.00	1000.00	1000.00	3000.00
2	Benjamin Ackerly	NSW 	U14 M	780.49	249.06	300.75	1330.30



Under 17 Girls Slalom Results

Homologation: Ranking List

	Name	League	Categ.	Round 1	Round 2	Overall
1	Sierra Nowlan	NSW 	U17 F	5.00/55/13.00	3.00/55/12.00	39.00
2	Evi Timmermans	NSW 	U17 F	5.00/46	1.00/55/14.25	25.00
3	Grace Butlin	NSW 	U17 F	2.00/55/16.00	4.00/55/16.00	22.00













Under 17 Girls Tricks Results

Homologation: Ranking List

	Name	League	Categ.	Round 1	Round 2	Overall
1	Grace Butlin	NSW 	U17 F	1010	1920	1920.00
2	Sierra Nowlan	NSW 	U17 F	1440	1490	1490.00











Under 17 Boys Slalom Results

Homologation: Ranking List

	Name	League	Categ.	Round 1	Round 2	Overall
1	Callan Ashcroft	NSW 	U17 M	2.50/58/14.25	3.00/58/12.00	1000.00
2	Levi Kelly	NSW 	U17 M	1.00/58/12.00	2.00/58/12.00	974.36
3	Joel O'Toole	NSW 	U17 M	2.00/58/13.00	0.50/58/13.00	820.51
4	Ignatius Lyons	NSW 	U17 M	1.50/58/16.00	5.00/58/16.00	589.74
5	Josh Hooper	NSW 	U17 M	1.50/58/16.00	3.25/58/16.00	544.87
6	Lugaidh Jennings-Gallagher	NSW 	U17 M	5.00/58/18.25	3.00/58/16.00	538.46
7	Mitchell Lawes	NSW 	U17 M	4.00/58/18.25	2.00/58/16.00	512.82
8	Harrison Lawes	NSW 	U17 M	2.00/58/18.25	5.00/58/18.25	435.90
9	Wilbur Moloney	NSW 	U17 M	4.00/58/18.25	4.00/58/18.25	410.26
9	William Moroney	VIC 	U17 M	4.00/58/18.25	4.00/58/18.25	410.26
11	Luke Hailand	WA 	U17 M	2.00/58/13.00	0.50/58/18.25	820.51
12	Byron Sherwood	WA 	U17 M	3.50/58/16.00	0.50/49	551.28









Under 17 Boys Tricks Results

Homologation: Ranking List








	Name	League	Categ.	Round 1	Round 2	Overall
1	Levi Kelly	NSW 	U17 M	6650	5980	1000.00
2	Callan Ashcroft	NSW 	U17 M	4660	5460	821.05
3	William Moroney	VIC 	U17 M	2920	3030	455.64
4	Joel O'Toole	NSW 	U17 M	2910	1950	437.59
5	Harrison Lawes	NSW 	U17 M	1550	1880	282.71
6	Corey Saddington	VIC 	U17 M	1480	1560	234.59
7	Josh Hooper	NSW 	U17 M	1060	1160	174.44
8	Ignatius Lyons	NSW 	U17 M	730	1160	174.44
9	Mitchell Lawes	NSW 	U17 M	870	1130	169.92
10	Luke Hailand	WA 	U17 M	1830		275.19

Under 17 Boys Jump Results

Homologation: Ranking List





	Name	League	Categ.	Round 1	Round 2	Overall
1	Levi Kelly	NSW 	U17 M	44.2m	47.1m	1000.00
2	Callan Ashcroft	NSW 	U17 M	33.1m	39.2m	708.49
3	Corey Saddington	VIC 	U17 M	38.9m	36.9m	697.42
4	Joel O'Toole	NSW 	U17 M	33.7m	36.9m	623.62
5	Luke Hailand	WA 	U17 M	34.1m	35.1m	557.20
6	Ignatius Lyons	NSW 	U17 M	24.9m	25.5m	202.95
7	William Moroney	VIC 	U17 M	20.0m	20.2m	7.38
8	Mitchell Lawes	NSW 	U17 M	16.4m	18.1m	

Under 17 Boys Overall Results

	Name	League	Categ.	Slalom	Tricks	Jump	Overall
1	Levi Kelly	NSW 	U17 M	974.36	1000.00	1000.00	2974.36
2	Callan Ashcroft	NSW 	U17 M	1000.00	821.05	708.49	2529.54
3	Joel O'Toole	NSW 	U17 M	820.51	437.59	623.62	1881.72
4	Luke Hailand	WA 	U17 M	820.51	275.19	557.20	1652.90
5	Ignatius Lyons	NSW 	U17 M	589.74	174.44	202.95	967.13
6	William Moroney	VIC 	U17 M	410.26	455.64	7.38	873.28
7	Mitchell Lawes	NSW 	U17 M	512.82	169.92		682.74




Under 21 Women Slalom Results

Homologation: Ranking List

	Name	League	Categ.	Round 1	Round 2	Overall
1	Lucy Christie	QLD 	U21 F	4.50/46	2.00/55/13.00	1032.26
2	Shania Browne	TAS 	U21 F	0.50/46	1.00/55/13.00	1000.00
3	Leah Nowlan	NSW 	U21 F	3.00/55/18.25	2.00/55/16.00	645.16
4	Grace Griffiths	NSW 	U21 F	3.00/55/16.00	2.50/46	677.42



Under 21 Women Tricks Results

Homologation: Ranking List



	Name	League	Categ.	Round 1	Round 2	Overall
1	Shania Browne	TAS 	U21 F	2450	3250	1000.00
2	Grace Griffiths	NSW 	U21 F	1950	2390	735.38
3	Leah Nowlan	NSW 	U21 F	940	1460	449.23

Under 21 Women Jump Results

Homologation: Ranking List




	Name	League	Categ.	Round 1	Round 2	Overall
1	Shania Browne	TAS 	U21 F	32.4m	31.5m	1000.00
2	Grace Griffiths	NSW 	U21 F	25.7m	24.6m	564.94

Under 21 Women Overall Results

	Name	League	Categ.	Slalom	Tricks	Jump	Overall
1	Shania Browne	TAS 	U21 F	1000.00	1000.00	1000.00	3000.00
2	Grace Griffiths	NSW 	U21 F	677.42	735.38	564.94	1977.74


Under 21 Men Slalom Results

Homologation: Ranking List

	Name	League	Categ.	Round 1	Round 2	Overall
1	Lochie Hazelton	NSW 	U21 M	4.00/58/18.25	5.00/58/16.00	1045.45
2	Ryan Clark	NSW 	U21 M	4.00/58/16.00	2.50/58/16.00	1000.00
3	Will Mclean	QLD 	U21 M	4.00/55/18.25	2.50/55/18.25	181.82



Under 21 Men Tricks Results

Homologation: Ranking List


	Name	League	Categ.	Round 1	Round 2	Overall
1	Ryan Clark	NSW 	U21 M	1330	1330	1000.00

Under 21 Men Jump Results

Homologation: Ranking List



	Name	League	Categ.	Round 1	Round 2	Overall
1	Will Mclean	QLD 	U21 M	37.3m	37.1m	12.30
2	Ryan Clark	NSW 	U21 M	23.8m	23.5m	

Under 21 Men Overall Results

	Name	League	Categ.	Slalom	Tricks	Jump	Overall
1	Ryan Clark	NSW 	U21 M	1000.00	1000.00		2000.00



Open Women Slalom Results

Homologation: Ranking List

	Name	League	Categ.	Round 1	Round 2	Overall
1	Katelyn Miller	NSW 	Ope F	2.00/55/12.00	1.50/55/12.00	1000.00
2	Layne Moroney	VIC 	Ope F	4.00/55/14.25	5.50/55/14.25	776.32



Open Women Tricks Results

Homologation: Ranking List



	Name	League	Categ.	Round 1	Round 2	Overall
1	Katelyn Miller	NSW 	Ope F	4590	5410	1000.00
2	Layne Moroney	VIC 	Ope F	3660	4160	768.95

Open Women Jump Results

Homologation: Ranking List











	Name	League	Categ.	Round 1	Round 2	Overall
1	Katelyn Miller	NSW 	Ope F	36.7m	38.3m	1000.00
2	Layne Moroney	VIC 	Ope F	31.4m	30.5m	676.06

Open Women Overall Results

	Name	League	Categ.	Slalom	Tricks	Jump	Overall
1	Katelyn Miller	NSW 	Ope F	1000.00	1000.00	1000.00	3000.00
2	Layne Moroney	VIC 	Ope F	776.32	768.95	676.06	2221.33








Open Men Slalom Results

Homologation: Ranking List

	Name	League	Categ.	Round 1	Round 2	Overall
1	Trent Nelson Cranfield	ACT 	Ope M	5.00/58/11.25	1.00/58/10.75	1000.00
2	Archie Davis	ACT 	Ope M	2.00/58/11.25	0.50/58/10.75	989.80
3	Jack Christie	VIC 	Ope M	3.00/58/11.25	2.50/58/11.25	918.37
4	Joshua Wallent	SA 	Ope M	3.50/58/12.00	1.50/58/11.25	887.76
5	Mitchell Barber	NSW 	Ope M	2.00/58/11.25	5.00/58/12.00	897.96
6	Greg Keeley	ACT 	Ope M	2.00/58/12.00	4.00/58/12.00	816.33
7	Bailey Christie	VIC 	Ope M	3.00/58/12.00	3.50/58/12.00	806.12
8	Ethan Mckinnon	NSW 	Ope M	2.50/58/12.00	3.00/58/12.00	795.92
9	Corey Saddington.	VIC 	Ope M	1.50/58/13.00	2.00/58/12.00	775.51
10	Matthew Browne	TAS 	Ope M	2.00/58/12.00	2.50/58/13.00	775.51








Open Men Tricks Results

Homologation: Ranking List








	Name	League	Categ.	Round 1	Round 2	Overall
1	Bailey Christie	VIC 	Ope M	6540	6070	767.61
2	Joshua Wallent	SA 	Ope M	6280	5430	737.09
3	Archie Davis	ACT 	Ope M	8520	5270	1000.00
4	Jack Christie	VIC 	Ope M	3910	4120	483.57
5	Ethan Mckinnon	NSW 	Ope M	5920	2910	694.84
6	Matthew Browne	TAS 	Ope M	2830	2830	332.16
7	Trent Nelson Cranfield	ACT 	Ope M	2090	1930	245.31

Open Men Jump Results

Homologation: Ranking List




	Name	League	Categ.	Round 1	Round 2	Overall
1	Archie Davis	ACT 	Ope M	57.8m	58.3m	1000.00
2	Joshua Wallent	SA 	Ope M	54.3m	57.8m	984.98
3	Ethan Mckinnon	NSW 	Ope M	36.6m	51.5m	795.80
4	Matthew Browne	TAS 	Ope M	34.5m	51.3m	789.79
5	Trent Nelson Cranfield	ACT 	Ope M	40.4m	44.2m	576.58
6	Jack Christie	VIC 	Ope M	41.6m	42.2m	516.52
7	Bailey Christie	VIC 	Ope M	29.4m	37.0m	360.36

Open Men Overall Results

	Name	League	Categ.	Slalom	Tricks	Jump	Overall
1	Archie Davis	ACT 	Ope M	989.80	1000.00	1000.00	2989.80
2	Joshua Wallent	SA 	Ope M	887.76	737.09	984.98	2609.83
3	Ethan Mckinnon	NSW 	Ope M	795.92	694.84	795.80	2286.56
4	Bailey Christie	VIC 	Ope M	806.12	767.61	360.36	1934.09
5	Jack Christie	VIC 	Ope M	918.37	483.57	516.52	1918.46
6	Matthew Browne	TAS 	Ope M	775.51	332.16	789.79	1897.46
7	Trent Nelson Cranfield	ACT 	Ope M	1000.00	245.31	576.58	1821.89


Over 21 Men Slalom Results

Homologation: Ranking List

	Name	League	Categ.	Round 1	Round 2	Overall
1	Stephen Schreck	WA 	O21 M	1.50/58/16.00	4.50/58/16.00	22.50
2	William Mann	NSW 	O21 M	1.00/58/18.25	2.00/55/18.25	13.00
3	Jake Weckert	SA 	O21 M	4.00/55/18.25	3.50/55/18.25	4.00


Over 21 Men Tricks Results

Homologation: Ranking List

	Name	League	Categ.	Round 1	Round 2	Overall
1	Stephen Schreck	WA 	O21 M	1200	1600	1600.00





Over 21 Men Jump Results

Homologation: Ranking List

	Name	League	Categ.	Round 1	Round 2	Overall
1	Jake Weckert	SA 	O21 M	41.1m	42.6m	17.60





Over 35 Men Slalom Results

Homologation: Ranking List

	Name	League	Categ.	Round 1	Round 2	Overall
1	David Finnimore	NSW 	O35 M	4.00/55/12.00	4.00/55/12.00	34.00
2	Matthew Shaw	NSW 	O35 M	2.00/55/13.00	3.00/55/12.00	33.00
3	Vince Hailand	WA 	O35 M	3.00/55/13.00	2.50/55/13.00	27.00
4	Mark Hooper	NSW 	O35 M	5.00/55/13.00	0.50/55/13.00	29.00



Over 45 Women Slalom Results

Homologation: Ranking List

	Name	League	Categ.	Round 1	Round 2	Overall
1	Cherie Buck	NSW 	O45 F	2.00/55/14.25	1.00/55/14.25	1000.00
2	Sandra Bingley	NSW 	O45 F	5.50/55/18.25	3.50/55/18.25	806.82
3	Nicki Timmermans	NSW 	O45 F	0.00/52	4.00/55/18.25	772.73
4	Gaye Moroney	VIC 	O45 F	3.00/52	3.00/52	613.64


Over 45 Women Tricks Results

Homologation: Ranking List


	Name	League	Categ.	Round 1	Round 2	Overall
1	Cherie Buck	NSW 	O45 F	2040	1670	1000.00
2	Gaye Moroney	VIC 	O45 F	660	770	377.45

Over 45 Women Jump Results

Homologation: Ranking List








	Name	League	Categ.	Round 1	Round 2	Overall
1	Cherie Buck	NSW 	O45 F	0.00m		

Over 45 Women Overall Results

	Name	League	Categ.	Slalom	Tricks	Jump	Overall
1	Cherie Buck	NSW 	O45 F	1000.00	1000.00		2000.00


Over 45 Men Slalom Results

Homologation: Ranking List

	Name	League	Categ.	Round 1	Round 2	Overall
1	Graham Ashcroft	NSW 	O45 M	2.00/55/13.00	0.00/46	32.00
2	Shane Coulter	NSW 	O45 M	0.50/55/13.00	2.50/46	30.50
3	Brendan Griffiths	NSW 	O45 M	1.00/55/18.25	2.00/55/18.25	14.00
4	Darren Butlin	NSW 	O45 M	3.00/49	3.00/52	9.00
5	Michael Moroney	VIC 	O45 M	4.00/52	4.00/46	10.00
6	Matthew Lawes	NSW 	O45 M	2.00/49		2.00
6	Neil O'Toole	NSW 	O45 M	2.00/49		2.00




Over 45 Men Tricks Results

Homologation: Ranking List

	Name	League	Categ.	Round 1	Round 2	Overall
1	Brendan Griffiths	NSW 	O45 M	600	840	840.00


Over 55 Men Slalom Results

Homologation: Ranking List

	Name	League	Categ.	Round 1	Round 2	Overall
1	Mark Louder	NSW 	O55 M	3.00/55/14.25	4.00/55/14.25	1000.00
2	Gordon Irving	NSW 	O55 M	4.00/40	2.50/49	362.50
3	Gregory Croft	NSW 	O55 M	5.00/40	2.00/49	350.00


Over 55 Men Tricks Results

Homologation: Ranking List


	Name	League	Categ.	Round 1	Round 2	Overall
1	Mark Louder	NSW 	O55 M	1260	1670	1000.00

Over 55 Men Jump Results

Homologation: Ranking List




	Name	League	Categ.	Round 1	Round 2	Overall
1	Mark Louder	NSW 	O55 M	32.0m	32.3m	1000.00

Over 55 Men Overall Results

	Name	League	Categ.	Slalom	Tricks	Jump	Overall
1	Mark Louder	NSW 	O55 M	1000.00	1000.00	1000.00	3000.00



Disabled Slalom Results

Homologation: Ranking List

	Name	League	Categ.	Round 1	Round 2	Overall
1	Jason Hills	NSW 	O75 M	4.00/49/11.25	4.00/49/11.25	1000.00
2	Belinda Sidman	NSW 	O75 F	2.00/37	1.00/37	38.46
3	Sharon Paterson	NSW 	O75 F	2.00/37	3.00/28	38.46


Disabled Tricks Results

Homologation: Ranking List

	Name	League	Categ.	Round 1	Round 2	Overall
1	Belinda Sidman	NSW 	O75 F	490	580	1000.00
2	Jason Hills	NSW 	O75 M	380	580	1000.00

Disabled Jump Results

Homologation: Ranking List

	Name	League	Categ.	Round 1	Round 2	Overall
1	Jason Hills	NSW 	O75 M		13.1m	1000.00