







Junior Girls Overall Results

	Name	Country	Categ.	Round 1	Round 2	Overall
1	BROWN Alexandra	NZL 	JG	3000.00	3000.00	3000.00


Junior Boys Overall Results

	Name	Country	Categ.	Round 1	Round 2	Overall
1	BAINBRIDGE Sam	NZL 	JB	2837.55	2837.55	2837.55
2	FERGUSON Angus	NZL 	JB	2446.13	2446.13	2446.13





Girls Overall Results

	Name	Country	Categ.	Round 1	Round 2	Overall
1	MILNER Emily	NZL 	G	2717.97	2717.97	2717.97
2	HARRAWAY Meg	NZL 	G	2360.00	2360.00	2360.00
3	MUNRO Lydia	NZL 	G	1807.64	1807.64	1807.64

Boys Overall Results


	Name	Country	Categ.	Round 1	Round 2	Overall
1	STEWART Hunter	NZL 	B	3000.00	3000.00	3000.00

Under 21 Men Overall Results

	Name	Country	Categ.	Round 1	Round 2	Overall
1	DONALDSON Hugh	NZL 	U21 M	2783.23	2783.23	2783.23
2	GIBSON Taine	NZL 	U21 M	2782.35	2782.35	2782.35
3	DONALDSON George	NZL 	U21 M	2766.68	2766.68	2766.68
4	GIBSON Cody	NZL 	U21 M	2586.73	2586.73	2586.73



Sub Juniors Slalom Results

Homologation: Ranking List

	Name	Country	Categ.	Round 1	Round 2	Overall
1	BAINBRIDGE Zak	NZL 	SJ	4.50/49/23.00	2.00/49/16.00	62.00




Junior Girls Slalom Results

Homologation: Ranking List

	Name	Country	Categ.	Round 1	Round 2	Overall
1	BROWN Alexandra	NZL 	JG	0.50/52/13.00	2.00/52/12.00	1000.00
2	MOLLY Nehoff	NZL 	JG	3.00/40	5.50/43	379.03

Junior Boys Slalom Results

Homologation: Ranking List

	Name	Country	Categ.	Round 1	Round 2	Overall
1	BAINBRIDGE Sam	NZL 	JB	3.00/55/14.25	2.00/55/14.25	1000.00
2	FERGUSON Angus	NZL 	JB	2.50/55/18.25	0.50/55/14.25	950.98
3	STEWART Carter	NZL 	JB	2.00/49	1.50/37	509.80




Girls Slalom Results

Homologation: Ranking List

	Name	Country	Categ.	Round 1	Round 2	Overall
1	HARRAWAY Meg	NZL 	G	2.00/55/12.00	3.00/55/12.00	1000.00
2	MILNER Emily	NZL 	G	2.00/55/14.25	4.50/55/14.25	815.79
3	MUNRO Lydia	NZL 	G	2.00/55/14.25	2.00/55/14.25	771.93
4	MCKAY Diaz	NZL 	G	5.00/55/18.25	5.00/55/16.00	719.30
5	BROWN Kristie	NZL 	G	2.50/55/18.25	1.00/55/14.25	754.39






Boys Slalom Results

Homologation: Ranking List

	Name	Country	Categ.	Round 1	Round 2	Overall
1	STEWART Hunter	NZL 	B	3.00/58/14.25	1.00/58/13.00	1000.00
2	NEHOFF George	NZL 	B	1.50/58/14.25	1.50/58/14.25	887.76
3	HILL Max	NZL 	B	3.00/43	5.00/43	102.04


Under 21 Men Slalom Results

Homologation: Ranking List

	Name	Country	Categ.	Round 1	Round 2	Overall
1	DONALDSON George	NZL 	U21 M	2.00/58/12.00	2.00/58/12.00	1000.00
2	ENGEL Jack	NZL 	U21 M	1.00/58/12.00	2.50/58/12.00	1011.36
3	GIBSON Taine	NZL 	U21 M	3.50/58/13.00	2.00/58/12.00	1000.00
4	GIBSON Cody	NZL 	U21 M	3.50/58/13.00	3.50/58/13.00	897.73
5	DONALDSON Hugh	NZL 	U21 M	3.00/58/13.00	3.00/58/13.00	886.36


Open Women Slalom Results

Homologation: Ranking List

	Name	Country	Categ.	Round 1	Round 2	Overall
1	DONALDSON Lana	NZL 	Ope F	5.00/55/13.00	4.00/55/13.00	23.00


Open Men Slalom Results

Homologation: Ranking List

	Name	Country	Categ.	Round 1	Round 2	Overall
1	DIEHL Morgan	NZL 	Ope M	5.00/58/12.00	1.50/58/10.75	37.50


Senior Men 1 Slalom Results

Homologation: Ranking List

	Name	Country	Categ.	Round 1	Round 2	Overall
1	BAINBRIDGE Mark	NZL 	SM1	3.00/55/12.00	3.00/55/12.00	45.00



Senior Women 2 Slalom Results

Homologation: Ranking List

	Name	Country	Categ.	Round 1	Round 2	Overall
1	KING Rachel	NZL 	SW2	4.00/49	2.00/52/16.00	38.00


Senior Men 2 Slalom Results

Homologation: Ranking List

	Name	Country	Categ.	Round 1	Round 2	Overall
1	BROWN Chris	NZL 	SM2	3.00/55/12.00	4.00/55/12.00	46.00
2	FERGUSON Hamish	NZL 	SM2	3.50/55/13.00	2.50/55/13.00	39.50


Senior Men 3 Slalom Results

Homologation: Ranking List

	Name	Country	Categ.	Round 1	Round 2	Overall
1	ENGEL Peter	NZL 	SM3	4.00/49	3.50/49	22.00


Senior Men 4 Slalom Results

Homologation: Ranking List

	Name	Country	Categ.	Round 1	Round 2	Overall
1	MURRAY Bryan	NZL 	SM4	2.00/52	5.00/49	1000.00


Men Slalom Results

Homologation: Ranking List

	Name	Country	Categ.	Round 1	Round 2	Overall
1	STEWART Jake	NZL 	M	3.00/58/13.00	3.50/58/18.25	45.00


Sub Juniors Tricks Results

Homologation: Ranking List

	Name	Country	Categ.	Round 1	Round 2	Overall
1	BAINBRIDGE Zak	NZL 	SJ	520	280	520.00




Junior Girls Tricks Results

Homologation: Ranking List

	Name	Country	Categ.	Round 1	Round 2	Overall
1	BROWN Alexandra	NZL 	JG	920	1060	1000.00

Junior Boys Tricks Results

Homologation: Ranking List

	Name	Country	Categ.	Round 1	Round 2	Overall
1	BAINBRIDGE Sam	NZL 	JB	1030	670	1000.00
2	STEWART Carter	NZL 	JB	830	640	805.83
3	FERGUSON Angus	NZL 	JB	400	510	495.15


Girls Tricks Results

Homologation: Ranking List

	Name	Country	Categ.	Round 1	Round 2	Overall
1	MILNER Emily	NZL 	G	2750	1870	1000.00
2	MUNRO Lydia	NZL 	G	2090	350	760.00
3	BROWN Kristie	NZL 	G	1140	1140	414.55
4	HARRAWAY Meg	NZL 	G	480	990	360.00
5	MCKAY Diaz	NZL 	G	580	580	210.91






Boys Tricks Results

Homologation: Ranking List

	Name	Country	Categ.	Round 1	Round 2	Overall
1	STEWART Hunter	NZL 	B	1320	1570	1000.00


Under 21 Men Tricks Results

Homologation: Ranking List

	Name	Country	Categ.	Round 1	Round 2	Overall
1	ENGEL Jack	NZL 	U21 M	3150	2110	926.47
2	DONALDSON George	NZL 	U21 M	2180	2930	861.76
3	DONALDSON Hugh	NZL 	U21 M	1310	3400	1000.00
4	GIBSON Taine	NZL 	U21 M	1690	2660	782.35
5	GIBSON Cody	NZL 	U21 M	2960	1130	870.59


Senior Women 2 Tricks Results

Homologation: Ranking List

	Name	Country	Categ.	Round 1	Round 2	Overall
1	KING Rachel	NZL 	SW2	80	200	200.00


Senior Men 4 Tricks Results

Homologation: Ranking List

	Name	Country	Categ.	Round 1	Round 2	Overall
1	MURRAY Bryan	NZL 	SM4	410	300	1000.00



Junior Girls Jump Results

Homologation: Ranking List

	Name	Country	Categ.	Round 1	Round 2	Overall
1	BROWN Alexandra	NZL 	JG	28.3m	26.9m	1000.00




Junior Boys Jump Results

Homologation: Ranking List

	Name	Country	Categ.	Round 1	Round 2	Overall
1	FERGUSON Angus	NZL 	JB	21.8m	22.4m	1000.00
2	BAINBRIDGE Sam	NZL 	JB	20.5m	19.6m	837.55


Girls Jump Results

Homologation: Ranking List

	Name	Country	Categ.	Round 1	Round 2	Overall
1	HARRAWAY Meg	NZL 	G	29.9m	29.7m	1000.00
2	MILNER Emily	NZL 	G	28.4m	28.4m	902.18
3	MUNRO Lydia	NZL 	G	15.3m	15.7m	275.71





Boys Jump Results

Homologation: Ranking List

	Name	Country	Categ.	Round 1	Round 2	Overall
1	STEWART Hunter	NZL 	B	30.9m	30.0m	1000.00


Under 21 Men Jump Results

Homologation: Ranking List

	Name	Country	Categ.	Round 1	Round 2	Overall
1	DONALDSON Hugh	NZL 	U21 M	43.3m	44.7m	896.87
2	DONALDSON George	NZL 	U21 M	41.8m	44.9m	904.92
3	GIBSON Taine	NZL 	U21 M	37.3m	47.2m	1000.00
4	GIBSON Cody	NZL 	U21 M	36.2m	42.7m	818.41

Senior Men 4 Jump Results

Homologation: Ranking List

	Name	Country	Categ.	Round 1	Round 2	Overall
1	MURRAY Bryan	NZL 	SM4	0.00m		

Chief Judge
Jack Engel

Homologator
Jack Engel

Scorer
Sally Milner