


















13M+ Slalom Results

Homologation: Ranking List

	Name	Country	Round 1	Round 2	Round 3	Round 4
1	Davis Archie	AUS 	2.00/58/10.75	1.50/58/11.25	5.50/58/11.25	2.00/58/10.75
2	Habermann Emma	AUS 	2.00/55/10.75	3.50/55/11.25	1.50/55/10.75	4.50/55/11.25
2	Nelson Cranfield Trent	AUS 	0.50/58/10.75	2.50/58/12.00	4.50/55/18.25	3.00/58/10.75
4	Nowlan Sierra	AUS 	2.50/55/12.00	3.00/55/13.00	3.00/55/12.00	2.50/55/12.00
5	Hooper Mark	AUS 	1.50/55/12.00	0.50/55/13.00	2.50/55/12.00	2.50/55/12.00
6	Cocks Terry	AUS 	0.50/58/12.00	3.00/58/13.00	3.00/58/13.00	0.50/58/12.00
7	Bastian William	AUS 	4.50/58/13.00	5.00/58/13.00	0.50/58/12.00	3.50/58/13.00
8	Wooderson Casey	AUS 	1.50/55/13.00	2.00/55/12.00		
9	Coulter Shane	AUS 	1.00/55/13.00	1.50/55/14.25	2.00/55/12.00	0.50/55/13.00
10	Browne Matthew	AUS 	3.50/58/13.00	1.50/58/13.00		







16M to 13m Slalom Results

Homologation: Ranking List

	Name	Country	Round 1	Round 2	Round 3	Round 4
1	Limbrick Alan	GBR 	2.00/55/12.00	4.00/55/13.00	5.50/55/13.00	1.00/55/12.00
2	Moroney Layne	AUS 	5.00/55/14.25	2.00/55/13.00	2.00/55/13.00	2.00/55/13.00
3	Louder Mark	AUS 	4.00/55/14.25	2.50/55/16.00	2.50/55/16.00	
4	Cusato Michael	AUS 	1.50/55/18.25	2.50/55/18.25	4.50/55/18.25	5.00/55/18.25
5	O'Toole Joel	AUS 	2.00/52	4.00/58/14.25		
6	Griffiths Grace	AUS 	2.50/49	6.00/52	6.00/52	3.00/55/18.25
7	Fletcher Bob	AUS 	3.00/49	4.00/49	3.00/49	4.50/49




52k to 16m Slalom Results

Homologation: Ranking List

	Name	Country	Round 1	Round 2	Round 3	Round 4
1	Bingley Sandra	AUS 	3.00/55/18.25	0.00/55/18.25	0.00/55/18.25	5.00/55/16.00
2	Nowlan Leah	AUS 	3.00/55/18.25	2.00/55/18.25	3.00/55/18.25	3.00/55/18.25
3	Moroney William	AUS 	5.00/55/18.25	1.50/58/18.25	2.00/58/18.25	
4	Moroney Michael	AUS 	1.50/52		0.50/52	4.00/52
5	Moroney Gaye	AUS 	4.00/49		3.00/49	
6	Griffiths Brendan	AUS 	2.00/46	2.00/52	4.00/46	






46k to 52k Slalom Results

Homologation: Ranking List

	Name	Country	Round 1	Round 2	Round 3	Round 4
1	Stone Tiger	AUS 	1.00/49/16.00	3.00/49	0.00/49/16.00	
2	Stone Riley	AUS 	5.25/49	4.00/46	2.00/52	
3	Stewart Andrew	AUS 	0.00/49	4.00/40	0.00/52	




3000+ Tricks Results

Homologation: Ranking List

	Name	Country	Round 1	Round 2
1	Davis Archie	AUS 	8510	8580
2	O'Toole Joel	AUS 	3580	4820
3	Moroney Layne	AUS 	3410	3020
4	Wooderson Casey	AUS 	3570	2390
5	Browne Matthew	AUS 	2870	



2000 to 3000 Tricks Results

Homologation: Ranking List

	Name	Country	Round 1	Round 2
1	Griffiths Grace	AUS 	2450	2650
2	Moroney William	AUS 	1700	2620
3	Louder Mark	AUS 	1990	1990


1000 to 2000 Tricks Results

Homologation: Ranking List

	Name	Country	Round 1	Round 2
1	Nowlan Leah	AUS 	1380	1280
2	Griffiths Brendan	AUS 	430	700


500 to 1000 Tricks Results

Homologation: Ranking List

	Name	Country	Round 1	Round 2
1	Stone Tiger	AUS 	570	660


35m to 45m Jump Results

Homologation: Ranking List

	Name	Country	Round 1	Round 2
1	Louder Mark	AUS 	37.2m	35.8m


20m to 35m Jump Results

Homologation: Ranking List

	Name	Country	Round 1	Round 2
1	O'Toole Joel	AUS 	29.9m	27.5m
2	Moroney Layne	AUS 	26.4m	27.7m
3	Griffiths Grace	AUS 	18.1m	0.00m

10m to 20m Jump Results

Homologation: Ranking List

	Name	Country	Round 1	Round 2
1	Moroney William	AUS 	14.9m	13.6m

Chief Judge

Homologator

Scorer