





















































Open Ladies Slalom Results

Homologation: Ranking List

	Name	Country	Preliminary	Semi Final	Final
1	Mcclintock Whitney	CAN 	4.00/55/11.25	4.00/55/11.25	3.00/55/11.25
2	Costard Manon	FRA 	2.50/55/11.25	2.00/55/11.25	2.50/55/11.25
3	Vieke Vennesa	AUS 	1.50/55/11.25	2.50/55/11.25	2.50/55/12.00
4	Truelove Karen	USA 	3.00/55/11.25	2.00/55/11.25	2.50/55/12.00
5	Garcia Alexandra	USA 	3.00/55/12.00	1.00/55/11.25	1.00/55/12.00
6	Oliver Siani	AUS 	1.50/55/11.25	1.00/55/11.25	0.50/55/12.00
7	Metcalfe Jaime	NZL 	1.50/55/12.00	3.50/55/12.00	
8	Bonnemann Giannina	GER 	1.50/55/12.00	3.00/55/12.00	
9	Griffiths Stephanie	AUS 	1.50/55/12.00	2.00/55/12.00	
10	Fladborg Asher June	DEN 	2.00/55/12.00	3.50/55/13.00	
11	Dodd Breanne	CAN 	0.50/55/11.25	3.00/55/13.00	
12	Donaldson Lana	NZL 	2.50/55/12.00	1.50/55/13.00	
13	Ferguson Sade	AUS 	1.00/55/12.00		
13	Grathwohl Taylor	USA 	1.00/55/12.00		
13	Lang Erika	USA 	1.00/55/12.00		
13	Nowlan Sierra	AUS 	1.00/55/12.00		
13	Ryan Tara	AUS 	1.00/55/12.00		
18	De Osma Bedoya María Alejandra	PER 	0.50/55/12.00		
19	Ferguson Molly	AUS 	3.50/55/13.00		
20	Carroll Jacinta	AUS 	2.00/55/13.00		
21	Teague Abbey	AUS 	0.50/55/13.00		












Open Men Slalom Results

Homologation: Ranking List

	Name	Country	Preliminary	Semi Final	Final
1	Smith Nate	USA 	5.00/58/10.75	1.50/58/10.75	3.00/58/10.25
2	Neveu Stephen	CAN 	5.00/58/11.25	2.50/58/11.25	2.00/58/10.25
3	Stadlbaur Benjamin	SUI 	4.50/58/11.25	3.00/58/10.75	1.00/58/10.25
4	Asher William	GBR 	3.00/58/10.75	0.00/58/10.75	1.00/58/10.25
5	Degasperi Thomas	ITA 	3.00/58/10.75	4.00/58/11.25	1.00/58/10.25
6	Travers Jonathan	USA 	4.00/58/10.75	4.00/58/11.25	2.00/58/10.75
7	Loft Thomas	DEN 	4.00/58/11.25	4.25/58/11.25	2.00/58/11.25
8	Poland Joel	GBR 	1.50/58/11.25	2.00/58/10.75	1.00/58/11.25
9	Miranda Felipe	CHI 	3.00/58/11.25	1.50/58/11.25	
10	Howley Joel	AUS 	3.00/58/10.75	3.50/58/12.00	
11	Diehl Hayden	NZL 	4.00/58/11.25	2.00/58/12.00	
12	Adams Nicholas	AUS 	2.00/58/10.75	0.50/58/12.00	
13	Vaughn Corey	USA 	3.00/58/10.75	4.50/58/13.00	
14	Diehl Morgan	NZL 	4.00/58/11.25	0.50/58/13.00	
15	Christie Jack	AUS 	3.00/58/11.25	0.50/58/13.00	
16	Abel Austin	USA 	1.50/58/11.25		
17	Winter Frederick	GBR 	0.50/58/11.25		
18	Llewellyn Dorian	CAN 	4.00/58/12.00		
18	Mustafa Artadi Mario Andres.	PER 	4.00/58/12.00		
20	Harber Harrison	AUS 	3.00/58/12.00		
21	Nelson Cranfield Trent	AUS 	2.50/58/12.00		
22	Jeude Craig	AUS 	2.00/58/12.00		
23	Burgess Jarrah	AUS 	1.50/58/12.00		
23	Ryan Thomas	AUS 	1.50/58/12.00		
25	Duperouzel Jake	AUS 	0.50/58/12.00		
26	Beare Kurtis	AUS 	5.50/58/13.00		
27	Barber Mitchell	AUS 	4.50/58/13.00		
28	Beech Samuel	AUS 	1.50/58/13.00		
28	Crisp Patrick	AUS 	1.50/58/13.00		
30	Burns Ryan	AUS 	2.50/58/14.25		
31	Davis Archie	AUS 	1.50/58/14.25		















Open Ladies Tricks Results

Homologation: World record

	Name	Country	Preliminary	Semi Final	Final
1	Lang Erika	USA 	9570	6750	9240
2	Berdnikava Natalia	BLR 	8240	8720	9040
3	Bonnemann Giannina	GER 	7620	8980	8500
4	Carroll Jacinta	AUS 	7480	7440	7570
5	Mcclintock Whitney	CAN 	7660	8360	7280
6	Cuglievan Wiese Natalia	PER 	8060	8210	4100
7	Grathwohl Taylor	USA 	5230	5740	
8	Yoong Hanifah Aaliyah	MAS 	4620	2650	
9	Simmonds Tayla	AUS 	3490		
10	De Osma Bedoya Maria Alejandra	PER 	3370		
11	Mulach Bianca	GER 	3260		











Open Men Tricks Results

Homologation: World record

	Name	Country	Preliminary	Semi Final	Final
1	Siemers Jimmy	USA 	7890	9050	9920
2	Llewellyn Dorien	CAN 	8350	10220	9740
3	Zharnasek Aliaksei	BLR 	11420	10690	9660
4	Font Patricio	MEX 	10610	9510	9060
5	Poland Joel	GBR 	8540	9630	8670
6	Desboyaux Franck	USA 	9450	9900	8020
7	Labra Martin	CHI 	6390	6840	7140
8	Davis Archie	AUS 	8160	7890	6790
9	Giorgis Tobias	ARG 	6750	6080	
10	Crisp Patrick	AUS 	5450	5750	
11	Giorgis Ignacio.	ARG 	5280	5130	
12	Stallings Garrett	USA 	5380	3820	
13	Mcdonald Jake	AUS 	4440		
14	Christie Bailey	AUS 	3670		




















Open Ladies Jump Results

Homologation: Ranking List



	Name	Country	Preliminary	Semi Final	Final
1	Carroll Jacinta	AUS 	57.5m (189ft)	56.6m (186ft)	57.1m (187ft)
2	Berdnikava Natallia	BLR 	50.2m (165ft)	50.8m (167ft)	52.8m (173ft)
3	Mathieu Ellis Marion	FRA 	52.2m (171ft)	49.9m (164ft)	52.1m (171ft)
4	Bonnemann Giannina	GER 	45.6m (150ft)	45.7m (150ft)	48.4m (159ft)
5	Griffiths Stephanie	AUS 	42.6m (140ft)	44.1m (145ft)	44.9m (147ft)
6	Ferguson Sade	AUS 	38.1m (125ft)	40.9m (134ft)	42.2m (138ft)
7	Kalkbrenner Erin	USA 	40.4m (133ft)	38.5m (126ft)	
8	Teague Abbey	AUS 	37.5m (123ft)	35.2m (115ft)	
9	Browne Shania	AUS 	36.9m (121ft)		
10	Ferguson Molly	AUS 	34.1m (112ft)		

Open Men Jump Results

Homologation: Ranking List

	Name	Country	Preliminary	Semi Final	Final
1	Dodd Ryan	CAN 	65.3m (214ft)	68.1m (223ft)	68.5m (225ft)
2	Krueger Freddy	USA 	68.5m (225ft)	65.6m (215ft)	66.1m (217ft)
3	Miranda Felipe	CHI 	62.8m (206ft)	62.9m (206ft)	64.8m (213ft)
4	Miranda Rodrigo	CHI 	61.4m (201ft)	63.5m (208ft)	63.0m (207ft)
5	Morozov Igor	RUS 	62.9m (206ft)	65.2m (214ft)	62.0m (203ft)
6	Wallent Joshua	AUS 	61.0m (200ft)	62.3m (204ft)	60.9m (200ft)
7	Ellis Scot	USA 	61.0m (200ft)	62.9m (206ft)	60.2m (198ft)
8	Llewellyn Dorien	CAN 	59.8m (196ft)	60.7m (199ft)	57.9m (190ft)
9	Köstenberger Claudio	AUT 	60.7m (199ft)	60.3m (198ft)	
10	Poland Joel	GBR 	58.7m (193ft)	58.4m (192ft)	
11	Davis Archie	AUS 	55.8m (183ft)	58.4m (192ft)	
12	Ritter Emile	CHI 	57.9m (190ft)	56.4m (185ft)	
13	Nelson Cranfield Trent	AUS 	53.9m (177ft)		
14	Mustafa Artadi Mario Andres.	PER 	49.3m (162ft)		
15	Browne Matthew	AUS 	49.0m (161ft)		
16	Harber Harrison	AUS 	48.6m (159ft)		
17	Sciacca Ryan	AUS 	47.0m (154ft)		
18	Beare Kurtis	AUS 	45.9m (151ft)		
19	Burns Ryan	AUS 	45.2m (148ft)		

Open Ladies Overall Results

	Name	Country	Slalom	Tricks	Jump	
1	Bonnemann Giannina	GER 	3.00/55/12.00	8980	48.4m (159ft)	2775.31
2	Carroll Jacinta	AUS 	2.00/55/13.00	7570	57.5m (189ft)	2663.49

Open Men Overall Results

	Name	Country	Slalom	Tricks	Jump	
1	Poland Joel	GBR 	2.00/58/10.75	9630	58.7m (193ft)	2886.25
2	Llewellyn Dorien	CAN 	4.00/58/12.00	10220	60.7m (199ft)	2800.00
3	Davis Archie	AUS 	1.50/58/14.25	8160	58.4m (192ft)	2244.00

Chief Judge
Smith Jeffrey DHomologator
Talamo NigelScorer
Garcia Dana