
























Junior Moomba Girls Tricks Results

Homologation: World record

	Name	Country	Categ.	Round 1	Round 2	Pts
1	Simmonds Tayla	AUS 	U17 F	5770	5770	11540
2	Grathwohl Taylor	USA 	U17 F	6060	4470	10530
3	Ferguson Sade	AUS 	U17 F	4860	5090	9950
4	Giordano Paloma	ARG 	U17 F	5000	4760	9760
5	Yoong Hanifah Aaliyah	MAS 	U17 F	5940	3030	8970
6	Mcgrady Briana	AUS 	U17 F	3810	3560	7370
7	Patricio Valentina	ARG 	U17 F	3080	3960	7040
8	Teague Abbey	AUS 	U17 F	2520	3700	6220
9	Gisler Terhi	ARG 	U17 F	2510	3410	5920
10	De Osma Bedoya María Alejandra	PER 	U17 F	2960	2800	5760
11	Moroney Layne	AUS 	U17 F	1890	3480	5370










Junior Moomba Girls Slalom Results

Homologation: Ranking List








	Name	Country	Categ.	Round 1	Round 2	Pts
1	Ferguson Sade	AUS 	U17 F	5.00/55/12.00	2.00/55/12.00	79.00
2	Garcia Alexandra	USA 	U17 F	1.00/55/11.25	3.00/55/13.00	76.00
3	Ferguson Molly	AUS 	U17 F	1.50/55/12.00	1.50/55/12.00	75.00
4	De Osma Bedoya María Alejandra	PER 	U17 F	1.00/55/12.00	0.50/55/12.00	73.50
5	Giordano Paloma	ARG 	U17 F	4.50/55/13.00	1.00/55/12.00	71.50
6	Grathwohl Taylor	USA 	U17 F	3.00/55/13.00	1.00/55/12.00	70.00
7	Simmonds Tayla	AUS 	U17 F	3.00/55/14.25	1.00/55/12.00	64.00
8	Nowlan Sierra	AUS 	U17 F	4.50/55/14.25	4.50/55/13.00	63.00
9	Teague Abbey	AUS 	U17 F	4.50/55/13.00	0.00/55/14.25	58.50
10	Moroney Layne	AUS 	U17 F	1.50/55/14.25	3.00/55/14.25	52.50
11	Yoong Hanifah Aaliyah	MAS 	U17 F	1.50/55/14.25	2.50/55/14.25	52.00
12	Mcgrady Briana	AUS 	U17 F	1.00/55/13.00	3.00/52	34.00

Junior Moomba Girls Jump Results

Homologation: Ranking List

	Name	Country	Categ.	Round 1	Round 2	Pts
1	De Osma Bedoya María Alejandra	PER 	U17 F	39.1m (128ft)	37.9m (124ft)	77.0
2	Teague Abbey	AUS 	U17 F	34.8m (114ft)	37.9m (124ft)	72.7
3	Grathwohl Taylor	USA 	U17 F	31.3m (103ft)	35.5m (116ft)	66.8
4	Mcgrady Briana	AUS 	U17 F	32.3m (106ft)	34.4m (113ft)	66.7
5	Ferguson Molly	AUS 	U17 F	32.0m (105ft)	32.5m (107ft)	64.5
6	Yoong Hanifah Aaliyah	MAS 	U17 F	29.2m (96ft)	31.6m (104ft)	60.8
7	Moroney Layne	AUS 	U17 F	27.0m (89ft)	29.8m (98ft)	56.8
8	Gisler Terhi	ARG 	U17 F	22.2m (73ft)	28.5m (94ft)	50.7
9	Ferguson Sade	AUS 	U17 F	39.1m (128ft)	0.00m (0ft)	39.1

Junior Moomba Girls Overall Results

	Name	Country	Categ.	Slalom	Tricks	Jump	
1	Ferguson Sade	AUS 	U17 F	1000.00	839.93	1000.00	2839.93
2	Grathwohl Taylor	USA 	U17 F	902.44	1000.00	862.07	2764.51
3	Teague Abbey	AUS 	U17 F	841.46	610.56	954.02	2406.04
4	De Osma Bedoya María Alejandra	PER 	U17 F	902.44	488.45	1000.00	2390.89
5	Yoong Hanifah Aaliyah	MAS 	U17 F	646.34	980.20	712.64	2339.18
6	Mcgrady Briana	AUS 	U17 F	756.10	628.71	819.92	2204.73
7	Moroney Layne	AUS 	U17 F	658.54	574.26	643.68	1876.48

Junior Moomba Boys Tricks Results

Homologation: World record

	Name	Country	Categ.	Round 1	Round 2	Pts
1	Font Patricio	MEX	U17 M	9610	10610	20220
2	Labra Martin	CHI	U17 M	6590	7140	13730
3	Giorgis Tobias	ARG	U17 M	7040	6000	13040
4	Stallings Garrett	USA	U17 M	5330	5250	10580
5	Zohar Patricio	ARG	U17 M	4810	5480	10290
6	Christie Jack	AUS	U17 M	4870	4870	9740
7	Christie Bailey	AUS	U17 M	3450	5670	9120
8	Giorgis Ignacio.	ARG	U17 M	3800	4950	8750
9	Mckinnon Ethan	AUS	U17 M	5090	2850	7940
10	Donaldson George	NZL	U17 M	3250	4370	7620
11	Mcnee Luke	AUS	U17 M	2440	3490	5930
12	Donaldson Hugh	NZL	U17 M	3000	2700	5700

Junior Moomba Boys Slalom Results

Homologation: Ranking List









	Name	Country	Categ.	Round 1	Round 2	Pts
1	Giorgis Tobias	ARG	U17 M	4.00/58/12.00	5.00/58/12.00	81.00
2	Christie Jack	AUS	U17 M	1.50/58/12.00	1.00/58/11.25	80.50
3	Zohar Patricio	ARG	U17 M	2.50/58/12.00	4.50/58/12.00	79.00
4	Font Patricio	MEX	U17 M	2.50/58/12.00	2.50/58/12.00	77.00
5	Donaldson Hugh	NZL	U17 M	2.00/58/12.00	2.00/58/12.00	76.00
6	Mcnee Luke	AUS	U17 M	2.00/58/12.00	5.00/58/13.00	73.00
7	Christie Bailey	AUS	U17 M	2.00/58/12.00	4.00/58/13.00	72.00
8	Sherry Joseph	AUS	U17 M	1.50/58/12.00	3.50/58/13.00	71.00
9	Mckinnon Ethan	AUS	U17 M	1.50/58/12.00	3.00/58/13.00	70.50
10	Donaldson George	NZL	U17 M	4.00/58/13.00	3.50/58/13.00	67.50
11	Giorgis Ignacio.	ARG	U17 M	5.00/58/13.00	2.50/58/13.00	67.50
12	Teague Riley	AUS	U17 M	3.00/58/13.00	4.00/58/13.00	67.00
13	Sobczak Matthew	AUS	U17 M	0.50/58/13.00	2.00/58/13.00	62.50
14	Sciacca Ryan	AUS	U17 M	3.25/58/14.25	2.50/58/13.00	59.75
15	Gibson Will	NZL	U17 M	0.50/58/14.25	3.50/58/14.25	52.00
16	Beare Kurtis	AUS	U17 M	3.50/55/18.25	1.50/58/12.00	41.00
17	Stallings Garrett	USA	U17 M	2.00/55/18.25	4.00/58/14.25	30.00

Junior Moomba Boys Jump Results

Homologation: Ranking List

	Name	Country	Round 1	Round 2	Pts
1	Gibson Will	NZL	47.2m (155ft)	48.0m (157ft)	95.2
2	Mckinnon Ethan	AUS	46.7m (153ft)	48.1m (158ft)	94.8
3	Donaldson Hugh	NZL	45.0m (148ft)	45.6m (150ft)	90.6
4	Giorgis Tobias	ARG	43.9m (144ft)	44.9m (147ft)	88.8
5	Sciacca Ryan	AUS	42.5m (139ft)	45.5m (149ft)	88.0
6	Donaldson George	NZL	41.4m (136ft)	44.3m (145ft)	85.7
7	Christie Jack	AUS	42.1m (138ft)	42.5m (139ft)	84.6
8	Giorgis Ignacio.	ARG	42.6m (140ft)	41.0m (135ft)	83.6
9	Beare Kurtis	AUS	43.3m (142ft)	39.5m (130ft)	82.8
10	Parsonage Josh	AUS	43.8m (144ft)	38.7m (127ft)	82.5
11	Zohar Patricio	ARG	39.1m (128ft)	40.3m (132ft)	79.4
12	Teague Riley	AUS	37.2m (122ft)	39.3m (129ft)	76.5
13	Christie Bailey	AUS	34.6m (114ft)	34.9m (115ft)	69.5

Junior Moomba Boys Overall Results

	Name	Country	Categ.	Slalom	Tricks	Jump	
1	Giorgis Tobias	ARG 	U17 M	953.49	1000.00	886.12	2839.61
2	Mckinnon Ethan	AUS 	U17 M	872.09	723.01	1000.00	2595.10
3	Christie Jack	AUS 	U17 M	1000.00	691.76	800.71	2492.47
4	Zohar Patricio	ARG 	U17 M	941.86	778.41	722.42	2442.69
5	Giorgis Ignacio.	ARG 	U17 M	813.95	703.12	804.27	2321.34
6	Donaldson George	NZL 	U17 M	790.70	620.74	864.77	2276.21
7	Donaldson Hugh	NZL 	U17 M	883.72	426.14	911.03	2220.89
8	Christie Bailey	AUS 	U17 M	883.72	805.40	530.25	2219.37

Chief Judge
Smith Jeffrey D

Homologator
Talamo Nigel

Scorer
Garcia Dana