

















Under 14 Girls Overall Results

| | Name | Country | Categ. | Slalom | Tricks | Jump | Overall |
|---|--------------------|---|--------|---------|---------|---------|---------|
| 1 | Teague Abbey | AUS  | U14 F | 1000.00 | 1000.00 | 1000.00 | 3000.00 |
| 2 | Butlin Lara | AUS  | U14 F | 817.46 | 799.36 | 324.82 | 1941.64 |
| 3 | Bennett Milla | AUS  | U14 F | 817.46 | 656.05 | 448.91 | 1922.42 |
| 4 | Brien Gabrielle | AUS  | U14 F | 746.03 | 401.27 | 386.86 | 1534.16 |
| 5 | Cosgriff Stephanie | AUS  | U14 F | 634.92 | 280.25 | 233.58 | 1148.75 |











Under 14 Boys Overall Results

| | Name | Country | Categ. | Slalom | Tricks | Jump | Overall |
|---|------------------|---|--------|---------|---------|---------|---------|
| 1 | Cornale Lucas | AUS  | U14 M | 1000.00 | 1000.00 | 259.04 | 2259.04 |
| 2 | Hailand Luke | AUS  | U14 M | 705.26 | 389.71 | 1000.00 | 2094.97 |
| 3 | Sciacca Liam | AUS  | U14 M | 673.68 | 632.35 | 319.28 | 1625.31 |
| 4 | Saddington Jacob | AUS  | U14 M | 589.47 | 551.47 | 367.47 | 1508.41 |
| 5 | Moroney William | AUS  | U14 M | 547.37 | 680.15 | 265.06 | 1492.58 |
| 6 | Butlin Lochie | AUS  | U14 M | 652.63 | 411.76 | 331.33 | 1395.72 |




Under 17 Girls Overall Results

| | Name | Country | Categ. | Slalom | Tricks | Jump | Overall |
|---|----------------|---|--------|---------|---------|---------|---------|
| 1 | Ferguson Sade | AUS  | U17 F | 1000.00 | 1000.00 | 1000.00 | 3000.00 |
| 2 | Ferguson Molly | AUS  | U17 F | 948.05 | 620.61 | 813.56 | 2382.22 |
| 3 | Moroney Layne | AUS  | U17 F | 727.27 | 671.05 | 720.34 | 2118.66 |
| 4 | Brien Chelsea | AUS  | U17 F | 558.44 | 517.54 | 690.68 | 1766.66 |
| 5 | Butlin Grace | AUS  | U17 F | 519.48 | 269.74 | | 789.22 |

Under 17 Boys Overall Results

| | Name | Country | Categ. | Slalom | Tricks | Jump | Overall |
|----|------------------|---|--------|---------|---------|---------|---------|
| 1 | Christie Jack | AUS  | U17 M | 1000.00 | 869.64 | 870.59 | 2740.23 |
| 2 | Christie Bailey | AUS  | U17 M | 906.98 | 1000.00 | 760.78 | 2667.76 |
| 3 | Mcnee Luke | AUS  | U17 M | 883.72 | 850.00 | 690.20 | 2423.92 |
| 4 | Sciacca Ryan | AUS  | U17 M | 895.35 | 169.64 | 1000.00 | 2064.99 |
| 5 | Parsonage Josh | AUS  | U17 M | 779.07 | 432.14 | 803.92 | 2015.13 |
| 6 | Saddington Corey | AUS  | U17 M | 732.56 | 325.00 | 600.00 | 1657.56 |
| 7 | Bennett Thomas | AUS  | U17 M | 744.19 | 362.50 | 521.57 | 1628.26 |
| 8 | Ashcroft Callan | AUS  | U17 M | 627.91 | 603.57 | 298.04 | 1529.52 |
| 9 | Sheldon Flynn | AUS  | U17 M | 581.40 | 207.14 | 650.98 | 1439.52 |
| 10 | Cosgriff Ben | AUS  | U17 M | 604.65 | 355.36 | 352.94 | 1312.95 |

Under 21 Men Overall Results

| | Name | Country | Categ. | Slalom | Tricks | Jump | Overall |
|---|----------------|---|--------|---------|---------|---------|---------|
| 1 | Wallent Joshua | AUS  | U21 M | 1000.00 | 1000.00 | 1000.00 | 3000.00 |
| 2 | Beare Kurtis | AUS  | U21 M | 925.93 | 293.74 | 487.53 | 1707.20 |
| 3 | Mclean Will | AUS  | U21 M | 320.99 | 9.63 | 290.86 | 621.48 |