



Under 10 Girls Slalom Results

Homologation: Ranking List

	Name	Country	Categ.	Round 1	Round 2	Overall
1	Hayes Erica	*AUS 	U10 F	0.50/49/14.25	0.00/28	939.66









Under 10 Boys Slalom Results

Homologation: Ranking List

	Name	Country	Categ.	Round 1	Round 2	Overall
1	Mcnamara Oscar	*AUS 	U10 M	4.00/28	0.50/28	59.70









Under 14 Girls Slalom Results

Homologation: Ranking List

	Name	Country	Categ.	Round 1	Round 2	Overall
1	Teague Abbey	*AUS 	U14 F	3.00/52/12.00	1.50/52/13.00	933.33
2	Bennett Milla	*AUS 	U14 F	3.50/52/14.25	3.50/52/14.25	762.96
3	Brien Gabrielle	*AUS 	U14 F	5.00/52/16.00	5.00/52/16.00	696.30
4	Butlin Lara	*AUS 	U14 F	3.50/52/14.25	0.00/52	762.96
5	Gowty Mia	*AUS 	U14 F	4.50/49	5.50/49	525.93
6	Dennis Caitlin	*AUS 	U14 F	1.00/49	2.00/49	474.07
7	Cosgriff Stephanie	*AUS 	U14 F	4.00/52	2.00/34	592.59
7	Sweeney Jada	*AUS 	U14 F	0.00/34	0.00/52/16.00	622.22







Under 14 Boys Slalom Results

Homologation: Ranking List

	Name	Country	Categ.	Round 1	Round 2	Overall
1	Cornale Lucas	*AUS 	U14 M	5.50/55/13.00	3.50/55/13.00	833.33
2	Newman Jay	*AUS 	U14 M	3.00/55/16.00	0.50/55/16.00	578.95
3	Hailand Luke	*AUS 	U14 M	3.50/55/18.25	3.50/55/16.00	587.72
3	Sciacca Liam	*AUS 	U14 M	5.00/55/18.25	2.00/55/16.00	561.40
5	Moloney Wilbur	*AUS 	U14 M	4.00/55/18.25	2.00/55/18.25	491.23
6	Butlin Lochie	*AUS 	U14 M	1.00/55/16.00	3.50/52	543.86
7	Saddington Jacob	*AUS 	U14 M	4.00/55/18.25	5.50/52	491.23
8	Moroney William	*AUS 	U14 M	2.00/55/18.25	4.00/52	456.14






Under 17 Girls Slalom Results









Homologation: Ranking List

	Name	Country	Categ.	Round 1	Round 2	Overall
1	Ferguson Sade	*AUS 	U17 F	2.50/55/12.00	2.00/55/12.00	895.35
2	Ferguson Molly	*AUS 	U17 F	0.50/55/12.00	0.50/55/13.00	848.84
3	Moroney Layne	*AUS 	U17 F	5.00/55/16.00	4.00/55/14.25	651.16
4	Butlin Grace	*AUS 	U17 F	2.00/55/16.00	4.50/55/18.25	465.12
5	Brien Chelsea	*AUS 	U17 F	3.50/55/16.00	2.50/49	500.00
5	Cornale Karmen	*AUS 	U17 F	1.00/55/16.00	5.00/49	441.86

Under 17 Boys Slalom Results


Homologation: Ranking List

	Name	Country	Categ.	Round 1	Round 2	Overall
1	Christie Jack	*AUS 	U17 M	3.00/58/12.00	1.00/58/11.25	886.60
2	Christie Bailey	*AUS 	U17 M	3.00/58/12.00	2.00/58/12.00	804.12
3	Sciacca Ryan	*AUS 	U17 M	2.00/58/12.00	2.50/58/12.00	793.81
4	Mcnee Luke	*AUS 	U17 M	1.50/58/12.00	2.00/58/12.00	783.51
5	Teague Riley	*AUS 	U17 M	4.50/58/13.00	2.00/58/12.00	783.51

	Name	Country	Categ.	Round 1	Round 2	Overall
6	Parsonage Josh	*AUS 	U17 M	1.00/58/13.00	3.50/58/13.00	690.72
7	Bennett Thomas	*AUS 	U17 M	2.00/58/13.00	3.50/58/14.25	659.79
8	Ashcroft Callan	*AUS 	U17 M	1.00/58/14.25	3.00/58/14.25	556.70
9	Sheldon Flynn	*AUS 	U17 M	0.50/58/14.25	1.00/58/14.25	515.46
10	Cosgriff Ben	*AUS 	U17 M	4.50/58/18.25	2.00/58/14.25	536.08
11	Sherry Joseph	AUS 	U17 M	3.50/52	2.50/58/13.00	670.10
12	Saddington Corey	*AUS 	U17 M	1.50/58/13.00	0.00/52	649.48
13	Veal Dylan	*AUS 	U17 M	6.00/52	2.50/52	123.71





Under 21 Women Slalom Results

Homologation: Ranking List

	Name	Country	Categ.	Round 1	Round 2	Overall
1	Schmidt Jessica	*AUS 	U21 F	3.50/55/16.00	3.50/55/16.00	421.57



Under 21 Men Slalom Results

Homologation: Ranking List

	Name	Country	Categ.	Round 1	Round 2	Overall
1	Wallent Joshua	*AUS 	U21 M	4.50/58/12.00	0.50/58/12.00	716.81
2	Beare Kurtis	*AUS 	U21 M	1.50/58/12.00	3.00/58/13.00	663.72
3	Veal Jake	*AUS 	U21 M	4.00/58/13.00	0.00/58/13.00	601.77
4	Mclean Will	*AUS 	U21 M	0.50/58/18.25	1.00/58/18.25	230.09


Under 10 Girls Tricks Results

Homologation: Ranking List

	Name	Country	Categ.	Round 1	Round 2	Overall
1	Hayes Erica	*AUS 	U10 F	2180	1900	474.95
2	Hayes. Laura	*AUS 	U10 F	490	500	108.93









Under 10 Boys Tricks Results

Homologation: Ranking List

	Name	Country	Categ.	Round 1	Round 2	Overall
1	Mcnamara Oscar	*AUS 	U10 M	580	580	138.76





Under 14 Girls Tricks Results





Homologation: Ranking List

	Name	Country	Categ.	Round 1	Round 2	Overall
1	Teague Abbey	*AUS 	U14 F	3140	3140	470.76
2	Butlin Lara	*AUS 	U14 F	2510	1870	376.31
3	Bennett Milla	*AUS 	U14 F	1990	2060	308.85
4	Brien Gabrielle	*AUS 	U14 F	1260	890	188.91
5	Cosgriff Stephanie	*AUS 	U14 F	880	880	131.93
6	Sweeney Jada	*AUS 	U14 F	790	950	142.43
7	Ashcroft Jaycee	*AUS 	U14 F	850	880	131.93
8	Dennis Caitlin	*AUS 	U14 F	350	260	52.47

Under 14 Boys Tricks Results







Homologation: Ranking List

	Name	Country	Categ.	Round 1	Round 2	Overall
1	Cornale Lucas	*AUS 	U14 M	2330	2720	289.05
2	Moroney William	*AUS 	U14 M	1850	1740	196.60
3	Sciacca Liam	*AUS 	U14 M	1720	1540	182.78
4	Saddington Jacob	*AUS 	U14 M	1500	890	159.40

	Name	Country	Categ.	Round 1	Round 2	Overall
5	Hailand Luke	*AUS 	U14 M	1060	980	112.65
6	Newman Jay	*AUS 	U14 M	940	1020	108.40
7	Butlin Lochie	*AUS 	U14 M	780	1120	119.02
8	Moloney Wilbur	*AUS 	U14 M	40	40	4.25











Under 17 Girls Tricks Results

Homologation: Ranking List

	Name	Country	Categ.	Round 1	Round 2	Overall
1	Ferguson Sade	*AUS 	U17 F	4390	4560	579.42
2	Moroney Layne	*AUS 	U17 F	3060	2890	388.82
3	Ferguson Molly	*AUS 	U17 F	2830	2810	359.59
4	Brien Chelsea	*AUS 	U17 F	2360	2160	299.87
5	Butlin Grace	*AUS 	U17 F	1160	1230	156.29
6	Cornale Karmen	*AUS 	U17 F	940	940	119.44


Under 17 Boys Tricks Results

Homologation: Ranking List

	Name	Country	Categ.	Round 1	Round 2	Overall
1	Mcnee Luke	*AUS 	U17 M	4760	3640	449.06
2	Christie Jack	*AUS 	U17 M	4870	2920	459.43
3	Christie Bailey	*AUS 	U17 M	950	5600	528.30
4	Ashcroft Callan	*AUS 	U17 M	3050	3380	318.87
5	Parsonage Josh	*AUS 	U17 M	2350	2420	228.30
6	Bennett Thomas	*AUS 	U17 M	2030	1750	191.51
7	Saddington Corey	*AUS 	U17 M	1410	1820	171.70
8	Cosgriff Ben	*AUS 	U17 M	1990	1210	187.74
9	Sheldon Flynn	*AUS 	U17 M	480	1160	109.43
10	Sciacca Ryan	*AUS 	U17 M	950		89.62




Under 21 Women Tricks Results

Homologation: Ranking List

	Name	Country	Categ.	Round 1	Round 2	Overall
1	Schmidt Jessica	*AUS 	U21 F	1290	920	159.06






Under 21 Men Tricks Results

Homologation: Ranking List

	Name	Country	Categ.	Round 1	Round 2	Overall
1	Wallent Joshua	*AUS 	U21 M	6230	4630	526.63
2	Beare Kurtis	*AUS 	U21 M	1830	1580	154.69
3	McClean Will	*AUS 	U21 M	60		5.07

Under 14 Girls Jump Results

Homologation: Ranking List







	Name	Country	Categ.	Round 1	Round 2	Overall
1	Teague Abbey	*AUS 	U14 F	34.4m	31.3m	1026.22
2	Bennett Milla	*AUS 	U14 F	18.4m	19.3m	460.67
3	Brien Gabrielle	*AUS 	U14 F	17.3m	17.6m	397.00
4	Butlin Lara	*AUS 	U14 F	15.4m	15.9m	333.33
5	Cosgriff Stephanie	*AUS 	U14 F	12.0m	13.4m	239.70

Under 14 Boys Jump Results

Homologation: Ranking List

Aussie Junior Masters

20/01/2018 - 21/01/2018

	Name	Country	Categ.	Round 1	Round 2	Overall
1	Hailand Luke	*AUS 	U14 M	26.2m	26.6m	485.38
2	Sciacca Liam	*AUS 	U14 M	15.3m	14.8m	154.97
3	Saddington Jacob	*AUS 	U14 M	13.7m	16.1m	178.36
4	Butlin Lochie	*AUS 	U14 M	14.2m	15.5m	160.82
5	Moroney William	*AUS 	U14 M	13.9m	14.4m	128.65
6	Cornale Lucas	*AUS 	U14 M	13.4m	14.3m	125.73












Under 17 Girls Jump Results

Homologation: Ranking List

	Name	Country	Categ.	Round 1	Round 2	Overall
1	Ferguson Sade	*AUS 	U17 F	36.6m	35.8m	680.12
2	Ferguson Molly	*AUS 	U17 F	28.6m	32.2m	553.31
3	Moroney Layne	*AUS 	U17 F	29.3m	30.0m	489.91
4	Brien Chelsea	*AUS 	U17 F	27.0m	29.3m	469.74
5	Butlin Grace	*AUS 	U17 F	12.9m	9.3m	




Under 17 Boys Jump Results

Homologation: Ranking List

	Name	Country	Categ.	Round 1	Round 2	Overall
1	Sciacca Ryan	*AUS 	U17 M	45.5m	45.0m	598.59
2	Teague Riley	*AUS 	U17 M	42.3m	42.1m	523.47
3	Christie Jack	*AUS 	U17 M	42.1m	42.2m	521.13
4	Parsonage Josh	*AUS 	U17 M	39.2m	40.5m	481.22
5	Christie Bailey	*AUS 	U17 M	39.3m	39.4m	455.40
6	Sheldon Flynn	*AUS 	U17 M	36.6m	36.5m	389.67
7	Mcnee Luke	*AUS 	U17 M	37.6m	34.4m	413.15
8	Saddington Corey	*AUS 	U17 M	34.2m	35.3m	359.15
9	Cosgriff Ben	*AUS 	U17 M	27.8m	29.0m	211.27
10	Bennett Thomas	*AUS 	U17 M	33.3m	0.00m	312.21
11	Ashcroft Callan	*AUS 	U17 M	27.6m		178.40

Under 21 Men Jump Results

Homologation: Ranking List

	Name	Country	Categ.	Round 1	Round 2	Overall
1	Wallent Joshua	*AUS 	U21 M	61.1m	59.2m	841.49
2	Beare Kurtis	*AUS 	U21 M	42.5m	42.6m	410.26
3	McClean Will	*AUS 	U21 M	24.9m	35.5m	244.76

 Chief Judge
 Delgarno Greg

 Homologator
 Wallent David

 Scorer
 Mcmillan Bec