






# Latrobe City International

## 4/03/2017 - 5/03/2017

Page 1  
24/03/2017 - 8:39 AM












### Latrobe City Womens Slalom Results

Homologation: Ranking List




	Name	Country	Round 1	Round 2
1	Costard Manon	FRA 	1.50/55/10.75	2.50/55/10.75
2	Lucine Clementine	FRA 	1.00/55/10.75	3.50/55/11.25
3	Austin Bailey	USA 	2.00/55/11.25	2.00/55/11.25
4	Carroll Jacinta	AUS 	4.00/55/12.00	
4	Gonzalez Valentina	CHI 	4.00/55/12.00	

### Latrobe City Mens Slalom Results




Homologation: Ranking List

	Name	Country	Round 1	Round 2	Round 3	Round 4
1	Smith Nate	USA 	1.50/58/9.75	3.50/58/10.75	2.00/58/10.25	3.00/58/10.25
2	Winter Frederick	GBR 	3.00/58/10.25	3.00/58/10.75	3.00/58/10.25	0.50/58/10.25
3	Sedlmajer Adam	CZE 	1.50/58/10.25	4.00/58/10.75	2.00/58/10.25	
3	Stadlbaur Benjamin	SUI 	1.00/58/10.25	6.00/58/10.75	2.00/58/10.25	
5	Asher William	GBR 	3.00/58/10.25	5.00/58/10.75		
6	Neveu Stephen	CAN 	3.00/58/10.25	3.50/58/10.75		
7	Adams Nicholas	AUS 	4.00/58/10.75	1.50/58/10.75		
8	Parsons Nick	USA 	3.00/58/10.75	3.50/58/11.25		
9	Miranda Felipe	CHI 	2.50/58/10.75			
9	Abel Austin	USA 	3.50/58/11.25			
9	Howley Joel	AUS 	2.50/58/11.25			

### Latrobe City Womens Overall Results Results




	Name	Country	Categ.	Slalom	Tricks	Jump	
1	Carroll Jacinta	AUS 	Ope F	4.00/55/12.00	7360	53.3m (175ft)	2909.09
2	Gonzalez Valentina	CHI 	Ope F	4.00/55/12.00	7120	40.7m (134ft)	2529.37
3	Lucine Clementine	FRA 	Ope F	2.00/55/11.25	5830	29.1m (95ft)	2125.45

### Latrobe City Mens Overall Results Results

	Name	Country	Categ.	Slalom	Tricks	Jump	
1	Miranda Felipe	CHI 	Ope M	2.50/58/10.75	8430	58.1m (191ft)	2833.49
2	Sedlmajer Adam	CZE 	Ope M	1.00/58/10.25	9210	50.2m (165ft)	2761.33
3	Schaffer Dylan	USA 	Ope M	3.00/58/12.00	8470	51.5m (169ft)	2429.34




### Moomba LCQ Womens Slalom Results

Homologation: Ranking List

	Name	Country	Categ.	Round 1	Round 2
1	Lochner Sarah	AUS 	Ope F	4.00/55/14.25	3.00/55/14.25
2	Browne Shania	AUS 	Ope F	1.50/55/13.00	3.00/55/16.00
3	Barr Libby	AUS 	Ope F	3.50/52	4.00/55/18.25



### Moomba LCQ Womens Tricks Results

Homologation: Ranking List


	Name	Country	Categ.	Round 1	Round 2
1	Lochner Sarah	AUS 	Ope F	2560	2880
2	Browne Shania	AUS 	Ope F	1520	1180
3	Barr Libby	AUS 	Ope F	280	1000

### Moomba LCQ Womens Jump Results

Homologation: Ranking List


	Name	Country	Categ.	Round 1	Round 2
1	Browne Shania	AUS 	Ope F	30.9m (101ft)	30.5m (100ft)
2	Barr Libby	AUS 	Ope F	22.5m (74ft)	23.9m (78ft)

### Moomba LCQ Womens Overall Results

	Name	Country	Categ.	Slalom	Tricks	Jump	
1	Barr Libby	AUS 	Ope F	4.00/55/18.25	1000	23.9m (78ft)	3000.00

### Moomba LCQ U17 Boys Slalom Results

Homologation: Ranking List

	Name	Country	Categ.	Round 1	Round 2
1	Stegmann Nicholas	RSA 	U17 M	2.00/58/11.25	4.00/58/12.00

Chief Judge

Homologator

Scorer