













Under 14 Girls Slalom Results

Homologation: Ranking List

	Name	Country	Categ.	Round 1	Round 2	Pts	Overall
1	Ferguson Sade	AUS 	U14 F	1.50/52/12.00	0.50/52/12.00	122.00	960.94
2	Teague Abbey	AUS 	U14 F	4.00/52/12.00	3.50/52/14.25	115.50	1000.00
3	Brown Alexandra	NZL 	U14 F	3.00/52/14.25	2.00/52/14.25	101.00	796.88
4	Williams Courtney	NZL 	U14 F	4.00/52/14.25	4.00/52/16.00	98.00	812.50
5	Milner Emily	NZL 	U14 F	2.00/52/14.25	4.00/52/16.00	96.00	781.25
6	Brown Kristie	NZL 	U14 F	2.00/52/14.25	2.00/52/16.00	94.00	781.25






Under 14 Girls Tricks Results

Homologation: Ranking List






	Name	Country	Categ.	Round 1	Round 2	Pts	Overall
1	Ferguson Sade	AUS 	U14 F	3090	3750	6840	1000.00
2	Teague Abbey	AUS 	U14 F	3080	2660	5740	821.33
3	Williams Courtney	NZL 	U14 F	3190	2090	5280	850.67
4	Brown Alexandra	NZL 	U14 F	1100	1440	2540	384.00
5	Brown Kristie	NZL 	U14 F	1070	1030	2100	285.33
6	Milner Emily	NZL 	U14 F	760	990	1750	264.00

Under 14 Girls Jump Results

Homologation: Ranking List











	Name	Country	Categ.	Round 1	Round 2	Pts	Overall
1	Ferguson Sade	AUS 	U14 F	30.4m	31.8m	62.2	1000.00
2	Teague Abbey	AUS 	U14 F	31.2m	30.7m	61.9	981.13
3	Brown Alexandra	NZL 	U14 F	22.8m	23.2m	46.0	729.56
4	Milner Emily	NZL 	U14 F	14.7m	14.0m	28.7	462.26
5	Williams Courtney	NZL 	U14 F	25.5m	0.00m	25.5	801.89

Under 14 Girls Overall Results

	Name	Country	Categ.	Slalom	Tricks	Jump	Overall
1	Ferguson Sade	AUS 	U14 F	960.94	1000.00	1000.00	2960.94
2	Teague Abbey	AUS 	U14 F	1000.00	821.33	981.13	2802.46
3	Williams Courtney	NZL 	U14 F	812.50	850.67	801.89	2465.06
4	Brown Alexandra	NZL 	U14 F	796.88	384.00	729.56	1910.44
5	Milner Emily	NZL 	U14 F	781.25	264.00	462.26	1507.51











Under 14 Boys Slalom Results

Homologation: Ranking List

	Name	Country	Categ.	Round 1	Round 2	Pts	Overall
1	Christie Bailey	AUS 	U14 M	1.50/55/12.00	4.50/55/13.00	96.00	990.00
2	Kelly Levi	AUS 	U14 M	2.50/55/13.00	2.00/55/12.00	94.50	1000.00
3	O'Toole Joel	AUS 	U14 M	2.00/55/14.25	2.50/55/14.25	76.50	770.00
4	Ashcroft Callan	AUS 	U14 M	2.00/55/14.25	4.00/55/16.00	72.00	760.00
5	Shirley Zac	NZL 	U14 M	2.00/55/14.25	4.50/55/18.25	66.50	760.00
6	Mckenzie Ethan	NZL 	U14 M	2.50/55/18.25	2.00/55/14.25	64.50	760.00
7	Williams Mitchell	NZL 	U14 M	1.00/55/18.25	3.00/55/18.25	52.00	540.00
8	Mckenzie Hunter	NZL 	U14 M	2.00/55/16.00	0.00/52	50.00	640.00
9	Mcgrady Regan	AUS 	U14 M	1.00/55/18.25	2.00/49	39.00	500.00
10	Mcgrady Benjamin	AUS 	U14 M	1.00/55/14.25	1.00/43	38.00	740.00








Under 14 Boys Tricks Results

Homologation: Ranking List








	Name	Country	Categ.	Round 1	Round 2	Pts	Overall
1	Christie Bailey	AUS 	U14 M	4550	4970	9520	1000.00
2	O'Toole Joel	AUS 	U14 M	3110	3640	6750	732.39
3	Kelly Levi	AUS 	U14 M	3500	3150	6650	704.23
4	Mcgrady Benjamin	AUS 	U14 M	3290	2960	6250	661.97
5	Mcgrady Regan	AUS 	U14 M	1760	3160	4920	635.81
6	Ashcroft Callan	AUS 	U14 M	2090	2740	4830	551.31
7	Shirley Zac	NZL 	U14 M	2730	1650	4380	549.30
8	Williams Mitchell	NZL 	U14 M	2220	1600	3820	446.68
9	Mckenzie Ethan	NZL 	U14 M	1390	1160	2550	279.68
10	Mckenzie Hunter	NZL 	U14 M	1330	1170	2500	267.61

Under 14 Boys Jump Results

Homologation: Ranking List








	Name	Country	Categ.	Round 1	Round 2	Pts	Overall
1	Kelly Levi	AUS 	U14 M	39.4m	37.3m	76.7	1000.00
2	Christie Bailey	AUS 	U14 M	33.5m	32.9m	66.4	850.25
3	Ashcroft Callan	AUS 	U14 M	31.1m	29.6m	60.7	789.34
4	O'Toole Joel	AUS 	U14 M	30.3m	28.3m	58.6	769.04
5	Williams Mitchell	NZL 	U14 M	20.5m	21.2m	41.7	538.07
6	Mcgrady Benjamin	AUS 	U14 M	20.3m	20.3m	40.6	515.23
7	Shirley Zac	NZL 	U14 M	27.2m	0.00m	27.2	690.36

Under 14 Boys Overall Results

	Name	Country	Categ.	Slalom	Tricks	Jump	Overall
1	Christie Bailey	AUS 	U14 M	990.00	1000.00	850.25	2840.25
2	Kelly Levi	AUS 	U14 M	1000.00	704.23	1000.00	2704.23
3	O'Toole Joel	AUS 	U14 M	770.00	732.39	769.04	2271.43
4	Ashcroft Callan	AUS 	U14 M	760.00	551.31	789.34	2100.65
5	Shirley Zac	NZL 	U14 M	760.00	549.30	690.36	1999.66
6	Mcgrady Benjamin	AUS 	U14 M	740.00	661.97	515.23	1917.20
7	Williams Mitchell	NZL 	U14 M	540.00	446.68	538.07	1524.75








Under 17 Girls Slalom Results

Homologation: Ranking List

	Name	Country	Categ.	Round 1	Round 2	Pts	Overall
1	Ferguson Molly	AUS 	U17 F	3.50/55/13.00	2.00/55/12.00	59.50	1000.00
2	Harraway Meg	NZL 	U17 F	3.00/55/13.00	3.50/55/13.00	54.50	859.38
3	Mcgrady Briana	AUS 	U17 F	0.50/55/13.00	2.00/55/13.00	50.50	812.50
4	Moroney Layne	AUS 	U17 F	2.00/55/14.25	4.00/55/16.00	36.00	625.00
5	Hamilton Georgia	NZL 	U17 F	4.00/55/16.00	3.50/55/16.00	31.50	500.00
6	Meade Lily	NZL 	U17 F	5.00/55/14.25	1.50/52	24.50	718.75
7	Griffiths Grace	AUS 	U17 F	0.50/52	3.50/52	4.00	109.38






Under 17 Girls Tricks Results

Homologation: Ranking List






	Name	Country	Categ.	Round 1	Round 2	Pts	Overall
1	Mcgrady Briana	AUS 	U17 F	3610	4220	7830	1000.00
2	Meade Lily	NZL 	U17 F	3810	3850	7660	912.32
3	Moroney Layne	AUS 	U17 F	2900	2660	5560	687.20
4	Griffiths Grace	AUS 	U17 F	2140	1750	3890	507.11
5	Ferguson Molly	AUS 	U17 F	1000	1990	2990	471.56
6	Harraway Meg	NZL 	U17 F	1380	1270	2650	327.01
7	Hamilton Georgia	NZL 	U17 F	1440	1180	2620	341.23

Under 17 Girls Jump Results

Homologation: Ranking List










	Name	Country	Categ.	Round 1	Round 2	Pts	Overall
1	Mcgrady Briana	AUS 	U17 F	35.0m	36.1m	71.1	1000.00
2	Ferguson Molly	AUS 	U17 F	30.9m	32.2m	63.1	831.17
3	Meade Lily	NZL 	U17 F	30.0m	31.5m	61.5	800.87
4	Harraway Meg	NZL 	U17 F	30.0m	30.9m	60.9	774.89
5	Moroney Layne	AUS 	U17 F	27.5m	28.1m	55.6	653.68

Under 17 Girls Overall Results

	Name	Country	Categ.	Slalom	Tricks	Jump	Overall
1	Mcgrady Briana	AUS 	U17 F	812.50	1000.00	1000.00	2812.50
2	Meade Lily	NZL 	U17 F	718.75	912.32	800.87	2431.94
3	Ferguson Molly	AUS 	U17 F	1000.00	471.56	831.17	2302.73
4	Moroney Layne	AUS 	U17 F	625.00	687.20	653.68	1965.88
5	Harraway Meg	NZL 	U17 F	859.38	327.01	774.89	1961.28










Under 17 Boys Slalom Results

Homologation: Ranking List

	Name	Country	Categ.	Round 1	Round 2	Pts	Overall
1	Beare Kurtis	AUS 	U17 M	2.50/58/12.00	0.50/58/12.00	63.00	1000.00
2	Donaldson Hugh	NZL 	U17 M	4.00/58/13.00	2.00/58/12.00	60.00	984.62
3	Christie Jack	AUS 	U17 M	4.00/58/13.00	2.50/58/13.00	54.50	861.54
4	Sciacca Ryan	AUS 	U17 M	5.00/58/14.25	2.50/58/13.00	49.50	815.38
5	Gibson Will	NZL 	U17 M	3.00/58/13.00	2.50/58/14.25	47.50	830.77
6	Donaldson George	NZL 	U17 M	2.00/58/14.25	1.50/58/14.25	39.50	615.38
7	Mckinnon Ethan	AUS 	U17 M	4.50/55/18.25	1.50/58/13.00	30.00	784.62
8	Hamilton Blake	NZL 	U17 M	0.50/58/13.00	2.00/55/18.25	26.50	753.85
9	Woodman Lachlan	NZL 	U17 M	2.00/58/18.25		8.00	246.15










Under 17 Boys Tricks Results

Homologation: Ranking List










	Name	Country	Categ.	Round 1	Round 2	Pts	Overall
1	Mckinnon Ethan	AUS 	U17 M	2670	5630	8300	1000.00
2	Donaldson Hugh	NZL 	U17 M	3430	4310	7740	765.54
3	Christie Jack	AUS 	U17 M	3390	4290	7680	761.99
4	Donaldson George	NZL 	U17 M	3330	4110	7440	730.02
5	Sciacca Ryan	AUS 	U17 M	2490	1840	4330	442.27
6	Beare Kurtis	AUS 	U17 M	2020	1970	3990	358.79
7	Gibson Will	NZL 	U17 M	1530	1210	2740	271.76
8	Hamilton Blake	NZL 	U17 M	1200	1430	2630	254.00
9	Woodman Lachlan	NZL 	U17 M	1250		1250	222.02

Under 17 Boys Jump Results

Homologation: Ranking List






	Name	Country	Categ.	Round 1	Round 2	Pts	Overall
1	Mckinnon Ethan	AUS 	U17 M	46.9m	47.5m	94.4	1000.00
2	Donaldson Hugh	NZL 	U17 M	47.0m	46.2m	93.2	981.82
3	Gibson Will	NZL 	U17 M	42.5m	41.9m	84.4	818.18
4	Donaldson George	NZL 	U17 M	42.9m	40.4m	83.3	832.73
5	Beare Kurtis	AUS 	U17 M	41.3m	40.5m	81.8	774.55
6	Christie Jack	AUS 	U17 M	41.1m	38.5m	79.6	767.27
7	Sciacca Ryan	AUS 	U17 M	40.6m	36.4m	77.0	749.09
8	Woodman Lachlan	NZL 	U17 M	36.1m	36.3m	72.4	592.73
9	Hamilton Blake	NZL 	U17 M	21.5m	22.1m	43.6	76.36

Under 17 Boys Overall Results

	Name	Country	Categ.	Slalom	Tricks	Jump	Overall
1	Mckinnon Ethan	AUS 	U17 M	784.62	1000.00	1000.00	2784.62
2	Donaldson Hugh	NZL 	U17 M	984.62	765.54	981.82	2731.98
3	Christie Jack	AUS 	U17 M	861.54	761.99	767.27	2390.80
4	Donaldson George	NZL 	U17 M	615.38	730.02	832.73	2178.13
5	Beare Kurtis	AUS 	U17 M	1000.00	358.79	774.55	2133.34
6	Sciacca Ryan	AUS 	U17 M	815.38	442.27	749.09	2006.74
7	Gibson Will	NZL 	U17 M	830.77	271.76	818.18	1920.71
8	Hamilton Blake	NZL 	U17 M	753.85	254.00	76.36	1084.21
9	Woodman Lachlan	NZL 	U17 M	246.15	222.02	592.73	1060.90






Under 21 Women Slalom Results

Homologation: Ranking List

	Name	Country	Categ.	Round 1	Round 2	Pts	Overall
1	Griffiths Stephanie	AUS 	U21 F	2.00/55/12.00	1.00/55/12.00	51.00	1000.00
2	Wooderson Casey	AUS 	U21 F	3.00/55/13.00	2.00/55/12.00	47.00	1000.00
3	Miller Katelyn	AUS 	U21 F	1.50/55/12.00	0.50/55/13.00	44.00	980.77
4	Browne Shania	AUS 	U21 F	0.50/55/14.25	3.50/55/16.00	22.00	480.77
5	Ashcroft Riley	AUS 	U21 F	3.50/55/18.25	4.00/55/18.25	7.50	153.85






Under 21 Women Tricks Results

Homologation: Ranking List






	Name	Country	Categ.	Round 1	Round 2	Pts	Overall
1	Miller Katelyn	AUS 	U21 F	4160	4990	9150	1000.00
2	Wooderson Casey	AUS 	U21 F	3480	3530	7010	707.41
3	Griffiths Stephanie	AUS 	U21 F	1990	3550	5540	711.42
4	Ashcroft Riley	AUS 	U21 F	2340	2570	4910	515.03
5	Browne Shania	AUS 	U21 F	2210	2340	4550	468.94

Under 21 Women Jump Results

Homologation: Ranking List

	Name	Country	Categ.	Round 1	Round 2	Pts	Overall
1	Griffiths Stephanie	AUS 	U21 F	39.9m	43.5m	83.4	1000.00
2	Wooderson Casey	AUS 	U21 F	39.0m	41.4m	80.4	920.75
3	Miller Katelyn	AUS 	U21 F	39.3m	40.8m	80.1	898.11
4	Browne Shania	AUS 	U21 F	32.8m	32.2m	65.0	596.23
5	Ashcroft Riley	AUS 	U21 F	24.6m	27.3m	51.9	388.68

Under 21 Women Overall Results

	Name	Country	Categ.	Slalom	Tricks	Jump	Overall
1	Miller Katelyn	AUS 	U21 F	980.77	1000.00	898.11	2878.88
2	Griffiths Stephanie	AUS 	U21 F	1000.00	711.42	1000.00	2711.42
3	Wooderson Casey	AUS 	U21 F	1000.00	707.41	920.75	2628.16
4	Browne Shania	AUS 	U21 F	480.77	468.94	596.23	1545.94
5	Ashcroft Riley	AUS 	U21 F	153.85	515.03	388.68	1057.56

**Under 21 Men Slalom Results**

Homologation: Ranking List

	Name	Country	Categ.	Round 1	Round 2	Pts	Overall
1	Crisp Patrick	AUS	U21 M	0.50/58/11.25	1.50/58/11.25	62.00	1000.00
2	Wallent Joshua	AUS	U21 M	2.50/58/13.00	2.50/58/12.00	47.00	841.27
3	Engel Jack	NZL	U21 M	5.50/58/13.00	0.50/58/13.00	42.00	746.03
4	Gibson Cody	NZL	U21 M	1.50/58/13.00	4.00/58/13.00	41.50	698.41
5	Gibson Taine	NZL	U21 M	4.00/58/18.25	0.50/58/12.00	28.50	777.78
6	Stewart Dan	NZL	U21 M	4.50/58/18.25	0.50/58/13.00	23.00	587.30
7	Lincoln Christopher	NZL	U21 M	0.00/58/18.25	3.50/58/18.25	3.50	111.11

Under 21 Men Tricks Results

Homologation: Ranking List

	Name	Country	Categ.	Round 1	Round 2	Pts	Overall
1	Crisp Patrick	AUS	U21 M	5110	3030	8140	1000.00
2	Wallent Joshua	AUS	U21 M	3140	4970	8110	972.60
3	Engel Jack	NZL	U21 M	3080	2380	5460	602.74
4	Gibson Cody	NZL	U21 M	2020	2160	4180	422.70
5	Gibson Taine	NZL	U21 M	1440	2640	4080	516.63
6	Lincoln Christopher	NZL	U21 M	810	960	1770	187.87
7	Stewart Dan	NZL	U21 M	520	570	1090	111.55

Under 21 Men Jump Results

Homologation: Ranking List

	Name	Country	Categ.	Round 1	Round 2	Pts	Overall
1	Wallent Joshua	AUS	U21 M	53.9m	56.8m	110.7	1000.00
2	Gibson Cody	NZL	U21 M	49.1m	50.5m	99.6	801.89
3	Gibson Taine	NZL	U21 M	45.8m	50.7m	96.5	808.18
4	Lincoln Christopher	NZL	U21 M	43.4m	43.3m	86.7	578.62
5	Stewart Dan	NZL	U21 M	37.3m	37.4m	74.7	389.94
6	Crisp Patrick	AUS	U21 M	33.0m	40.3m	73.3	481.13

Under 21 Men Overall Results

	Name	Country	Categ.	Slalom	Tricks	Jump	Overall
1	Wallent Joshua	AUS	U21 M	841.27	972.60	1000.00	2813.87
2	Crisp Patrick	AUS	U21 M	1000.00	1000.00	481.13	2481.13
3	Gibson Taine	NZL	U21 M	777.78	516.63	808.18	2102.59
4	Gibson Cody	NZL	U21 M	698.41	422.70	801.89	1923.00
5	Stewart Dan	NZL	U21 M	587.30	111.55	389.94	1088.79
6	Lincoln Christopher	NZL	U21 M	111.11	187.87	578.62	877.60

Chief Judge

Homologator

Scorer