







## Junior Girls Slalom Results

Homologation: Ranking List

	Name	Country	Categ.	Round 1	Round 2	Overall
1	Courtney WILLIAMS	NZL 	JG	0.50/52/14.25	2.00/52/14.25	1000.00
2	Madison WAINWRIGHT	NZL 	JG	5.00/46	2.00/49	640.00


## Junior Boys Slalom Results

Homologation: Ranking List

	Name	Country	Categ.	Round 1	Round 2	Overall
1	Jordan SHIRLEY	NZL 	JB	3.50/55/16.00	5.00/55/16.00	969.07
2	Zac SHIRLEY	NZL 	JB	1.50/55/16.00	0.50/55/14.25	1000.00
3	Sage GOING	NZL 	JB	0.50/52	2.00/55/18.25	783.51
4	Mitchell WILLIAMS	NZL 	JB	2.00/52	4.00/52	701.03


## Girls Slalom Results

Homologation: Ranking List

	Name	Country	Categ.	Round 1	Round 2	Overall
1	Zoe ATKINSON	NZL 	G	4.00/52	3.00/52	28.00


## Boys Slalom Results

Homologation: Ranking List

	Name	Country	Categ.	Round 1	Round 2	Overall
1	Jake WELLER	*NZL 	B	1.50/58/14.25	1.50/58/14.25	43.50


## Under 21 Men Slalom Results

Homologation: Ranking List

	Name	Country	Categ.	Round 1	Round 2	Overall
1	Christopher LINCOLN	NZL 	U21 M	2.00/55/18.25	4.50/55/18.25	1000.00




## Open Women Slalom Results

Homologation: Ranking List

	Name	Country	Categ.	Round 1	Round 2	Overall
1	Toni ATKINSON	NZL 	Ope F	0.00/55/12.00	5.00/55/13.00	24.00


## Senior Women 1 Slalom Results

Homologation: Ranking List

	Name	Country	Categ.	Round 1	Round 2	Overall
1	Sarah WAINWRIGHT	NZL 	SW1	0.50/55/14.25	3.50/55/16.00	1250.00
2	Bernadine PATERSON	NZL 	SW1	4.00/55/18.25	4.50/52	1000.00
3	Nichola LUXFORD	NZL 	SW1	3.00/49	4.50/46	617.65



## Senior Men 1 Slalom Results

Homologation: Ranking List

	Name	Country	Categ.	Round 1	Round 2	Overall
1	Glen WILLIAMS	NZL 	SM1	4.50/55/18.25	1.50/46	22.50


## Senior Men 2 Slalom Results

Homologation: Ranking List

	Name	Country	Categ.	Round 1	Round 2	Round 3	Overall
1	Garry ATKINSON	NZL 	SM2	4.00/52	4.00/52	2.00/55/18.25	20.00
2	Martin HARRIS	NZL 	SM2	4.50/52	3.00/46	1.00/49	16.50


## Senior Men 3 Slalom Results

Homologation: Ranking List

	Name	Country	Categ.	Round 1	Round 2	Round 3	Overall
1	Kevin FIRTH	NZL 	SM3	5.00/55/18.25	4.00/55/18.25	2.00/55/16.00	38.00




## Sub Juniors Slalom Results

Homologation: Ranking List

	Name	Country	Categ.	Round 1	Round 2	Overall
1	Josh WAINWRIGHT	NZL 	SJ	3.00/46/23.00	0.00/43/23.00	45.00





## Junior Girls Tricks Results

Homologation: Ranking List

	Name	Country	Categ.	Round 1	Round 2	Overall
1	Courtney WILLIAMS	NZL 	JG	3190	1370	1000.00
2	Madison WAINWRIGHT	NZL 	JG	1420	1030	445.14
3	Georgia LUXFORD	NZL 	JG		0	


## Junior Boys Tricks Results

Homologation: Ranking List

	Name	Country	Categ.	Round 1	Round 2	Overall
1	Zac SHIRLEY	NZL 	JB	1950	2210	1000.00
2	Mitchell WILLIAMS	NZL 	JB	2130	1540	963.80
3	Jordan SHIRLEY	NZL 	JB	1540	880	696.83
4	Sage GOING	NZL 	JB	1180	900	533.94


## Girls Tricks Results

Homologation: Ranking List

	Name	Country	Categ.	Round 1	Round 2	Overall
1	Zoe ATKINSON	NZL 	G	840	930	930.00


## Under 21 Men Tricks Results

Homologation: Ranking List

	Name	Country	Categ.	Round 1	Round 2	Overall
1	Christopher LINCOLN	NZL 	U21 M	580	350	1000.00



## Open Men Tricks Results

Homologation: Ranking List

	Name	Country	Categ.	Round 1	Round 2	Round 3	Overall
1	Thomas GILBERT	NZL 	Ope M	5030	7300	7150	7300.00


## Senior Women 1 Tricks Results

Homologation: Ranking List

	Name	Country	Categ.	Round 1	Round 2	Overall
1	Bernadine PATERSON	NZL 	SW1	1800		1000.00
2	Nichola LUXFORD	NZL 	SW1	750	420	416.67



## Sub Juniors Tricks Results

Homologation: Ranking List

	Name	Country	Categ.	Round 1	Round 2	Overall
1	Josh WAINWRIGHT	NZL 	SJ	340	280	340.00





## Junior Girls Jump Results

Homologation: Ranking List

	Name	Country	Categ.	Round 1	Round 2	Round 3	Overall
1	Courtney WILLIAMS	NZL 	JG	25.3m	22.9m	25.7m	1000.00
2	Madison WAINWRIGHT	NZL 	JG	0.00m	9.3m		130.95


## Junior Boys Jump Results

Homologation: Ranking List

	Name	Country	Categ.	Round 1	Round 2	Round 3	Overall
1	Mitchell WILLIAMS	NZL 	JB	18.9m	20.0m	18.9m	528.93
2	Sage GOING	NZL 	JB	11.8m	11.6m	12.4m	203.32
3	Zac SHIRLEY	NZL 	JB	27.5m	0.00m	0.00m	1000.00
4	Robbie LINCOLN	NZL 	JB	0.00m			


## Under 21 Men Jump Results

Homologation: Ranking List

	Name	Country	Categ.	Round 1	Round 2	Round 3	Overall
1	Christopher LINCOLN	NZL 	U21 M	42.5m	45.6m	45.7m	1000.00


## Open Women Jump Results

Homologation: Ranking List

	Name	Country	Categ.	Round 1	Round 2	Overall
1	Toni ATKINSON	NZL 	Ope F	29.5m		12.50


## Senior Women 1 Jump Results

Homologation: Ranking List



	Name	Country	Categ.	Round 1	Round 2	Overall
1	Bernadine PATERSON	NZL 	SW1	19.1m		1000.00

## Senior Men 1 Jump Results



Homologation: Ranking List

	Name	Country	Categ.	Round 1	Round 2	Overall
1	Glen WILLIAMS	NZL 	SM1	27.5m		27.50


## Junior Girls Overall Results

	Name	Country	Categ.	Round 1	Round 2	Overall
1	Courtney WILLIAMS	NZL 	JG	3000.00	3000.00	3000.00
2	Madison WAINWRIGHT	NZL 	JG	1220.26	1220.26	1220.26


## Junior Boys Overall Results

	Name	Country	Categ.	Round 1	Round 2	Overall
1	Zac SHIRLEY	NZL 	JB	3000.00	3000.00	3000.00
2	Sage GOING	NZL 	JB	1501.57	1501.57	1501.57

## Under 21 Men Overall Results

	Name	Country	Categ.	Round 1	Round 2	Overall
1	Christopher LINCOLN	NZL 	U21 M	3000.00	3000.00	3000.00

## Senior Women 1 Overall Results

	Name	Country	Categ.	Round 1	Round 2	Overall
1	Bernadine PATERSON	NZL 	SW1	3000.00	3000.00	3000.00

Chief Judge  
Sarah WAINWRIGHT

Homologator  
Sarah WAINWRIGHT

Scorer  
Julie WILLIAMS