




Under 10 Girls Tricks Results

Homologation: Limited Rank.list

	Name	Country	Categ.	Round 1	Round 2	Pts	Overall
1	Green Daisy	AUS 	U10 F	260	60	320	260.00






Under 10 Boys Slalom Results

Homologation: Limited Rank.list


	Name	Country	Categ.	Round 1	Round 2	Pts	Overall
1	Green Fletcher	AUS 	U10 M	3.50/49	3.00/49	126.50	1000.00
2	Sherwood Kayde	AUS 	U10 M	1.50/46	1.50/46	111.00	824.18

Under 10 Boys Tricks Results

Homologation: Limited Rank.list





	Name	Country	Categ.	Round 1	Round 2	Pts	Overall
1	Green Fletcher	AUS 	U10 M	1660	1430	3090	1000.00
2	Sherwood Kayde	AUS 	U10 M	160	370	530	222.89
3	Wilson James	AUS 	U10 M	160	200	360	120.48
4	Wilson Thomas	AUS 	U10 M	160	80	240	96.39
5	Dowding Archie	AUS 	U10 M	80	140	220	84.34

Under 10 Boys Overall Results

	Name	Country	Categ.	Round 1	Round 2	Pts	Overall
1	Green Fletcher	AUS 	U10 M	2000.00	2000.00	2000.00	2000.00



Under 14 Boys Slalom Results

Homologation: Limited Rank.list

	Name	Country	Categ.	Round 1	Round 2	Pts	Overall
1	Sherwood Byron	AUS 	U14 M	0.50/55/14.25	4.50/55/16.00	167.00	1073.53
2	Nottle Byron	AUS 	U14 M	4.00/55/16.00	2.00/55/16.00	162.00	1000.00
3	Hailand Luke	AUS 	U14 M	2.25/55/16.00	2.50/55/16.00	160.75	955.88
4	Spencer Kynan	AUS 	U14 M	3.50/40	5.00/40	8.50	



Under 14 Boys Tricks Results

Homologation: Limited Rank.list



	Name	Country	Categ.	Round 1	Round 2	Pts	Overall
1	Hailand Luke	AUS 	U14 M	600	580	1180	1000.00
2	Nottle Byron	AUS 	U14 M	580	580	1160	966.67

Under 14 Boys Jump Results

Homologation: Limited Rank.list



	Name	Country	Categ.	Round 1	Round 2	Pts	Overall
1	Hailand Luke	AUS 	U14 M	18.4m	18.3m	36.7	1000.00
2	Nottle Byron	AUS 	U14 M	13.1m	13.3m	26.4	392.86

Under 14 Boys Overall Results

	Name	Country	Categ.	Round 1	Round 2	Pts	Overall
1	Hailand Luke	AUS 	U14 M	2955.88	2955.88	2955.88	2955.88
2	Nottle Byron	AUS 	U14 M	2359.53	2359.53	2359.53	2359.53





Under 17 Girls Slalom Results

Homologation: Limited Rank.list

	Name	Country	Categ.	Round 1	Round 2	Pts	Overall
1	Dowding Olivia	AUS 	U17 F	4.00/52	5.00/52	141.00	11.00
2	Spencer Zali	AUS 	U17 F		3.00/46	3.00	


Under 17 Boys Slalom Results

Homologation: Limited Rank.list

	Name	Country	Categ.	Round 1	Round 2	Pts	Overall
1	Beech Ben	AUS 	U17 M	4.50/52	5.50/55/18.25	136.00	11.50
1	Hailand Elliott	AUS 	U17 M	2.50/55/18.25	1.50/55/18.25	136.00	8.50
3	Hailand Jacob	AUS 	U17 M	0.00/55/18.25	1.50/55/18.25	133.50	7.50
4	Haggerty Scott	AUS 	U17 M	2.50/49	0.00/49	2.50	


Over 21 Women Slalom Results

Homologation: Limited Rank.list

	Name	Country	Categ.	Round 1	Round 2	Pts	Overall
1	Whitehead Camille	AUS 	O21 F	4.25/55/18.25	4.00/55/18.25	152.25	16.25



Over 21 Women Tricks Results

Homologation: Limited Rank.list

	Name	Country	Categ.	Round 1	Round 2	Pts	Overall
1	Andrews Jaimi	AUS 	O21 F	2580	2230	4810	2580.00




Over 21 Men Slalom Results

Homologation: Limited Rank.list

	Name	Country	Categ.	Round 1	Round 2	Pts	Overall
1	Petley Luke	AUS 	O21 M	3.50/58/16.00	2.00/58/16.00	161.50	1000.00
2	Schreck Stephen	AUS 	O21 M	0.50/55/18.25	2.00/58/16.00	80.50	930.23


Over 21 Men Tricks Results

Homologation: Limited Rank.list


	Name	Country	Categ.	Round 1	Round 2	Pts	Overall
1	Duperouzel Jake	AUS 	O21 M	2520	3040	5560	2393.70
2	Petley Luke	AUS 	O21 M	880	1270	2150	1000.00
3	Schreck Stephen	AUS 	O21 M	550	1190	1740	937.01

Over 21 Men Jump Results

Homologation: Limited Rank.list






	Name	Country	Categ.	Round 1	Round 2	Pts	Overall
1	Petley Luke	AUS 	O21 M	35.1m	34.9m	70.0	1000.00

Over 21 Men Overall Results

	Name	Country	Categ.	Round 1	Round 2	Pts	Overall
1	Petley Luke	AUS 	O21 M	3000.00	3000.00	3000.00	3000.00



Over 35 Men Slalom Results

Homologation: Limited Rank.list

	Name	Country	Categ.	Round 1	Round 2	Pts	Overall
1	Butler Dion	AUS 	O35 M	1.50/55/13.00	1.50/55/14.25	177.00	1500.00
2	Hailand Vince	AUS 	O35 M	5.00/55/18.25	3.25/55/13.00	170.25	1602.94
3	Wilson Damien	AUS 	O35 M	5.00/55/18.25	5.00/55/16.00	160.00	1000.00
4	Wilson Ben	AUS 	O35 M	4.00/55/16.00	5.00/55/18.25	159.00	941.18
5	Norish Trent	AUS 	O35 M	2.50/55/16.00	3.00/55/18.25	155.50	852.94


Over 35 Men Tricks Results

Homologation: Limited Rank.list


	Name	Country	Categ.	Round 1	Round 2	Pts	Overall
1	Hailand Vince	AUS 	O35 M	370	450	820	1363.64
2	Wilson Damien	AUS 	O35 M	330	200	530	1000.00

Over 35 Men Jump Results

Homologation: Limited Rank.list






	Name	Country	Categ.	Round 1	Round 2	Pts	Overall
1	Wilson Damien	AUS 	O35 M	20.2m	18.6m	38.8	1000.00

Over 35 Men Overall Results

	Name	Country	Categ.	Round 1	Round 2	Pts	Overall
1	Wilson Damien	AUS 	O35 M	3000.00	3000.00	3000.00	3000.00






Over 45 Men Slalom Results

Homologation: Limited Rank.list

	Name	Country	Categ.	Round 1	Round 2	Pts	Overall
1	Nottle Damon	AUS 	O45 M	4.50/55/11.25	4.50/55/11.25	93.00	46.50
2	Cavanagh Graham	AUS 	O45 M	2.00/55/14.25	1.50/55/12.00	63.50	37.50
3	Andrews Brett	AUS 	O45 M	2.50/55/14.25	4.00/55/18.25	42.50	26.50
4	Tritton Graham	AUS 	O45 M	5.00/55/18.25	2.50/55/18.25	31.50	17.00
5	Couper James	AUS 	O45 M	4.00/55/18.25	2.50/55/18.25	30.50	16.00




Over 55 Men Slalom Results

Homologation: Limited Rank.list

	Name	Country	Categ.	Round 1	Round 2	Pts	Overall
1	Horton Ramon	AUS 	O55 M	3.00/52	2.00/52	137.00	1000.00
2	Van Baaren Remi	AUS 	O55 M	4.00/49	2.00/52	132.00	952.38
3	Moss Martin	AUS 	O55 M	3.00/49	3.00/49	126.00	714.29
4	Briant Ian	AUS 	O55 M	2.50/40	2.00/55/13.00	94.50	2095.24
5	Weidman Gary	AUS 	O55 M	1.50/40	2.50/55/18.25	76.00	1261.90



Over 55 Men Tricks Results

Homologation: Limited Rank.list



	Name	Country	Categ.	Round 1	Round 2	Pts	Overall
1	Horton Ramon	AUS 	O55 M	1000	1120	2120	1000.00
2	Briant Ian	AUS 	O55 M	1000	620	1620	892.86
3	Moss Martin	AUS 	O55 M	440	700	1140	625.00

Over 55 Men Jump Results

Homologation: Limited Rank.list



	Name	Country	Categ.	Round 1	Round 2	Pts	Overall
1	Horton Ramon	AUS 	O55 M	20.5m	19.0m	39.5	1000.00
2	Moss Martin	AUS 	O55 M	15.0m	15.4m	30.4	400.00

Over 55 Men Overall Results

	Name	Country	Categ.	Round 1	Round 2	Pts	Overall
1	Horton Ramon	AUS 	O55 M	3000.00	3000.00	3000.00	3000.00
2	Moss Martin	AUS 	O55 M	1739.29	1739.29	1739.29	1739.29



Over 65 Men Slalom Results

Homologation: Limited Rank.list



	Name	Country	Categ.	Round 1	Round 2	Pts	Overall
1	Dagg Alan	AUS 	O65 M	3.50/52/14.25	3.00/52/13.00	168.50	1000.00
2	Stewart Kent	AUS 	O65 M	2.50/52/16.00	2.50/52/16.00	149.00	679.49

Over 65 Men Tricks Results

Homologation: Limited Rank.list


	Name	Country	Categ.	Round 1	Round 2	Pts	Overall
1	Dagg Alan	AUS 	O65 M	1560	1960	3520	1000.00
2	Stewart Kent	AUS 	O65 M	410	410	820	209.18

Over 65 Men Overall Results

	Name	Country	Categ.	Round 1	Round 2	Pts	Overall
1	Dagg Alan	AUS 	O65 M	2000.00	2000.00	2000.00	2000.00
2	Stewart Kent	AUS 	O65 M	888.67	888.67	888.67	888.67


Over 70 Men Slalom Results

Homologation: Limited Rank.list


	Name	Country	Categ.	Round 1	Round 2	Pts	Overall
1	Budd Graham	AUS 	O70 M	1.50/37	4.00/49/16.00	71.50	1000.00

Over 70 Men Tricks Results

Homologation: Limited Rank.list

	Name	Country	Categ.	Round 1	Round 2	Pts	Overall
1	Budd Graham	AUS 	O70 M	320	320	640	1000.00

Over 70 Men Overall Results

	Name	Country	Categ.	Round 1	Round 2	Pts	Overall
1	Budd Graham	AUS 	O70 M	2000.00	2000.00	2000.00	2000.00

Chief Judge
Wrenn NicholasHomologator
Whitehead DavidScorer
Whitehead Brittany