

**Under 17 Girls Slalom Results**

Homologation: Ranking List

	Name	Country	Categ.	Round 1	Round 2	Pts	Overall
1	Austin Bailey	USA	-17 F	2.50/55/11.25	2.50/55/12.00	71.00	1013.16
2	De Osma Bedoya María Alejandra	PER	-17 F	1.50/55/12.00	2.00/55/11.25	69.50	1000.00
3	Ross Neilly	CAN	-17 F	3.00/55/12.00	3.50/55/12.00	66.50	881.58
4	Gonzalez Valentina	CHI	-17 F	2.00/55/12.00	3.00/55/12.00	65.00	868.42
5	Garcia Alexandra	USA	-17 F	2.00/55/12.00	2.00/55/12.00	64.00	842.11
6	Miller Katelyn	AUS	-17 F	0.50/55/12.00	2.00/55/12.00	62.50	842.11
7	Gay Anna	USA	-17 F	1.50/55/12.00	0.00/55/12.00	61.50	828.95
8	Nowlan Sierra	AUS	-17 F	2.00/55/13.00	0.50/55/12.00	56.50	802.63
9	Ferguson Molly	AUS	-17 F	1.00/55/13.00	0.50/55/12.00	55.50	802.63
10	Ferguson Sade	AUS	-17 F	1.50/55/12.00	6.00/55/14.25	55.50	828.95
11	Simmonds Tayla	AUS	-17 F	2.50/55/13.00	4.00/55/13.00	54.50	736.84
12	Yoong Hanifah Aaliyah	MAS	-17 F	2.00/55/13.00	3.50/55/13.00	53.50	723.68
13	Morgan Emma	USA	-17 F	0.00/55/18.25	0.00/55/18.25	12.00	157.89

**Under 17 Boys Slalom Results**

Homologation: Ranking List

	Name	Country	Categ.	Round 1	Round 2	Pts	Overall
1	Font Patricio	MEX	-17 M	2.00/58/12.00	4.00/58/12.00	66.00	1014.93
2	Giorgis Tobias	ARG	-17 M	2.00/58/12.00	3.50/58/12.00	65.50	1000.00
3	Canepa Ryan	USA	-17 M	1.50/58/12.00	3.00/58/12.00	64.50	985.07
4	Giorgis Ignacio	ARG	-17 M	2.00/58/12.00	2.00/58/12.00	64.00	955.22
5	Stegmann Nicholas	RSA	-17 M	5.00/58/13.00	3.50/58/12.00	62.50	1000.00
6	Koote Benjamin	AUS	-17 M	5.00/58/13.00	1.50/58/12.00	60.50	940.30
7	Christie Jack	AUS	-17 M	3.00/58/12.00	2.00/58/13.00	59.00	985.07
8	Debarbieri Angelo	CHI	-17 M	0.50/58/13.00	4.00/58/12.00	58.50	1014.93
9	Font Diego	MEX	-17 M	2.50/58/13.00	1.50/58/12.00	58.00	940.30
10	Burns Ryan	AUS	-17 M	5.00/58/13.00	4.50/58/13.00	57.50	865.67
11	Donaldson Hugh	NZL	-17 M	2.00/58/12.00	1.50/58/13.00	57.50	955.22
12	Swadling Matthew	AUS	-17 M	3.50/58/13.00	4.50/58/13.00	56.00	850.75
13	Sedgley Adam	AUS	-17 M	1.25/58/14.25	2.00/58/12.00	51.25	955.22
14	Engel Jack	NZL	-17 M	5.00/58/14.25	3.50/58/13.00	50.50	820.90
15	Mckinnon Ethan	AUS	-17 M	4.00/58/13.00	2.50/58/14.25	48.50	835.82
16	Gibson Taine	NZL	-17 M	3.50/58/14.25	1.50/58/13.00	47.00	761.19
17	Mcnee Isaac	AUS	-17 M	4.50/58/14.25	3.50/58/14.25	44.00	671.64
18	Soldo Art	AUS	-17 M	2.00/58/13.00	3.50/37	26.00	776.12
19	Donaldson George	NZL	-17 M	0.00/55/18.25		0.00	













**Under 17 Girls Tricks Results**

Homologation: World record

	Name	Country	Categ.	Round 1	Round 2	Pts	Overall
1	Gay Anna	USA	-17 F	10440	10220	20660	1000.00
2	Ross Neilly	CAN	-17 F	9570	8450	18020	916.67
3	Yoong Hanifah Aaliyah	MAS	-17 F	6220	6570	12790	629.31
4	Simmonds Tayla	AUS	-17 F	5140	6000	11140	574.71
5	Gonzalez Valentina	CHI	-17 F	3760	7090	10850	679.12
6	De Osma Bedoya María Alejandra	PER	-17 F	3600	5700	9300	545.98
7	Miller Katelyn	AUS	-17 F	5790	3160	8950	554.60
8	Ferguson Sade	AUS	-17 F	3520	3620	7140	346.74
9	Morgan Emma	USA	-17 F	2910	3070	5980	294.06








**Under 17 Boys Tricks Results**

Homologation: Limited Rank.list

	Name	Country	Categ.	Round 1	Round 2	Pts	Overall
1	Font Patricio	MEX 	-17 M	8810	10060	18870	1492.58
2	Giorgis Ignacio	ARG 	-17 M	6570	6740	13310	1000.00
3	Font Diego	MEX 	-17 M	5780	6310	12090	936.20
4	Giorgis Tobias	ARG 	-17 M	5970	5050	11020	885.76
5	Mckinnon Ethan	AUS 	-17 M	4930	5280	10210	783.38
6	Christie Bailey	AUS 	-17 M	3880	5420	9300	804.15
7	Gay Ryan	USA 	-17 M	4870	3840	8710	722.55
8	Christie Jack	AUS 	-17 M	4140	3920	8060	614.24
9	Kelly Levi	AUS 	-17 M	3880	4160	8040	617.21
10	Canepa Ryan	USA 	-17 M	3960	4020	7980	596.44
11	Donaldson Hugh	NZL 	-17 M	3800	1660	5460	563.80
12	Donaldson George	NZL 	-17 M	950		950	140.95













**Under 17 Girls Jump Results**

Homologation: Ranking List







	Name	Country	Categ.	Round 1	Round 2	Pts	Overall
1	De Osma Bedoya María Alejandra	PER 	-17 F	39.3m (129ft)	40.0m (131ft)	79.3	974.73
2	Gonzalez Valentina	CHI 	-17 F	40.7m (134ft)	37.8m (124ft)	78.5	1000.00
3	Miller Katelyn	AUS 	-17 F	37.4m (123ft)	38.8m (127ft)	76.2	931.41
4	Morgan Emma	USA 	-17 F	35.4m (116ft)	36.3m (119ft)	71.7	841.16
5	Gay Anna	USA 	-17 F	33.3m (109ft)	34.3m (113ft)	67.6	768.95
6	Ferguson Sade	AUS 	-17 F	31.4m (103ft)	30.3m (99ft)	61.7	664.26
7	Browne Shania	AUS 	-17 F	30.0m (98ft)	30.6m (100ft)	60.6	635.38

**Under 17 Boys Jump Results**







Homologation: Ranking List

	Name	Country	Categ.	Round 1	Round 2	Pts	Overall
1	Mckinnon Ethan	AUS 	-17 M	50.2m (165ft)	49.9m (164ft)	100.1	1000.00
2	Burns Ryan	AUS 	-17 M	49.9m (164ft)	48.1m (158ft)	98.0	990.07
3	Gibson Cody	NZL 	-17 M	48.0m (157ft)	47.3m (155ft)	95.3	927.15
4	Giorgis Tobias	ARG 	-17 M	44.3m (145ft)	49.1m (161ft)	93.4	963.58
5	Gibson Taine	NZL 	-17 M	45.0m (148ft)	47.7m (156ft)	92.7	917.22
6	Donaldson Hugh	NZL 	-17 M	44.1m (145ft)	47.9m (157ft)	92.0	923.84
7	Giorgis Ignacio	ARG 	-17 M	44.0m (144ft)	45.9m (151ft)	89.9	857.62
8	Christie Jack	AUS 	-17 M	40.8m (134ft)	43.7m (143ft)	84.5	784.77
9	Canepa Ryan	USA 	-17 M	41.9m (137ft)	41.5m (136ft)	83.4	725.17
10	Gibson Will	NZL 	-17 M	38.6m (127ft)	40.4m (133ft)	79.0	675.50
11	Sciacca Ryan	AUS 	-17 M	39.8m (131ft)	38.0m (125ft)	77.8	655.63
12	Kelly Levi	AUS 	-17 M	33.8m (111ft)	38.9m (128ft)	72.7	625.83

**Under 17 Girls Overall Results**

	Name	Country	Categ.	Slalom	Tricks	Jump	Overall
1	Gay Anna	USA 	-17 F	828.95	1000.00	768.95	2597.90
2	Gonzalez Valentina	CHI 	-17 F	868.42	679.12	1000.00	2547.54
3	De Osma Bedoya María Alejandra	PER 	-17 F	1000.00	545.98	974.73	2520.71
4	Miller Katelyn	AUS 	-17 F	842.11	554.60	931.41	2328.12
5	Ferguson Sade	AUS 	-17 F	828.95	346.74	664.26	1839.95
6	Morgan Emma	USA 	-17 F	157.89	294.06	841.16	1293.11

**Under 17 Boys Overall Results**

	Name	Country	Categ.	Slalom	Tricks	Jump	Overall
1	Giorgis Tobias	ARG 	-17 M	1000.00	885.76	963.58	2849.34
2	Giorgis Ignacio	ARG 	-17 M	955.22	1000.00	857.62	2812.84
3	Mckinnon Ethan	AUS 	-17 M	835.82	783.38	1000.00	2619.20
4	Donaldson Hugh	NZL 	-17 M	955.22	563.80	923.84	2442.86
5	Christie Jack	AUS 	-17 M	985.07	614.24	784.77	2384.08
6	Canepa Ryan	USA 	-17 M	985.07	596.44	725.17	2306.68

Chief Judge  
Smith Jeffrey D

Homologator  
Talamo Nigel

Scorer  
Garcia Dana