



Under 10 Girls Slalom Results

Homologation: Ranking List


	Name	League	Categ.	Round 1	Round 2	Pts	Overall
1	Sweeney Jada	VIC 	U10 F	4.50/43	5.50/46	76.00	1000.00

Under 10 Girls Tricks Results

Homologation: Ranking List






	Name	League	Categ.	Round 1	Round 2	Pts	Overall
1	Sweeney Jada	VIC 	U10 F	520	990	1510	1000.00

Under 10 Girls Overall Results

	Name	League	Categ.	Slalom	Tricks	Jump	Overall
1	Sweeney Jada	VIC 	U10 F	1000.00	1000.00		2000.00





Under 10 Boys Slalom Results

Homologation: Ranking List




	Name	League	Categ.	Round 1	Round 2	Pts	Overall
1	Stone Tiger	NSW 	U10 M	3.50/43	2.00/46	71.50	1000.00
2	Saddington Jacob	VIC 	U10 M	0.00/34	3.00/40	39.00	710.53
3	Shaw Cameron	NSW 	U10 M	1.00/28	2.00/46	39.00	1000.00
4	Weir Izaac	NSW 	U10 M	2.50/37	1.00/28	21.50	539.47
5	Parsonage Jack	QLD 	U10 M	1.00/28	4.50/28	5.50	118.42

Under 10 Boys Tricks Results

Homologation: Ranking List









	Name	League	Categ.	Round 1	Round 2	Pts	Overall
1	Shaw Cameron	NSW 	U10 M	530	760	1290	1000.00
2	Stone Tiger	NSW 	U10 M	510	600	1110	789.47
3	Parsonage Jack	QLD 	U10 M	400	490	890	644.74
4	Saddington Jacob	VIC 	U10 M	360	340	700	473.68

Under 10 Boys Overall Results

	Name	League	Categ.	Slalom	Tricks	Jump	Overall
1	Shaw Cameron	NSW 	U10 M	1000.00	1000.00		2000.00
2	Stone Tiger	NSW 	U10 M	1000.00	789.47		1789.47
3	Saddington Jacob	VIC 	U10 M	710.53	473.68		1184.21




Under 14 Girls Slalom Results

Homologation: Ranking List

	Name	League	Categ.	Round 1	Round 2	Pts	Overall
1	Ferguson Sade	QLD 	U14 F	1.50/52/12.00	4.00/52/12.00	125.50	1000.00
2	Teague Abbey	QLD 	U14 F	2.00/52/13.00	4.00/52/13.00	114.00	906.25
3	Butlin Grace	NSW 	U14 F	2.00/52/14.25	6.00/52	92.00	781.25
4	Butlin Lara	NSW 	U14 F	1.00/52/16.00	1.00/52/16.00	86.00	671.88
5	Stone Riley	NSW 	U14 F	5.00/49	4.00/52	75.00	625.00
6	Shaw Isabel	NSW 	U14 F	3.00/49	2.50/52	71.50	601.56
7	Schouten Heidi	TAS 	U14 F	2.50/49	2.50/52	71.00	601.56
8	Cornale Karmen	QLD 	U14 F	1.00/52/14.25	0.00/34	49.00	765.62

Under 14 Girls Tricks Results

Homologation: Ranking List

	Name	League	Categ.	Round 1	Round 2	Pts	Overall
1	Ferguson Sade	QLD 	U14 F	3760	4100	7860	1000.00
2	Teague Abbey	QLD 	U14 F	2670	2920	5590	712.20
3	Shaw Isabel	NSW 	U14 F	1940	1860	3800	473.17

	Name	League	Categ.	Round 1	Round 2	Pts	Overall
4	Butlin Lara	NSW	U14 F	1420	1680	3100	409.76
5	Butlin Grace	NSW	U14 F	1450	1360	2810	353.66
6	Cornale Karmen	QLD	U14 F	770	1030	1800	251.22
7	Schouten Heidi	TAS	U14 F	660	660	1320	160.98
8	Stone Riley	NSW	U14 F	570	480	1050	139.02

Under 14 Girls Jump Results

Homologation: Ranking List

	Name	League	Categ.	Round 1	Round 2	Pts	Overall
1	Ferguson Sade	QLD	U14 F	30.1m	30.7m	60.8	1000.00
2	Teague Abbey	QLD	U14 F	28.2m	29.1m	57.3	932.49
3	Butlin Lara	NSW	U14 F	13.8m	14.4m	28.2	312.24
4	Butlin Grace	NSW	U14 F	11.4m	12.2m	23.6	219.41
5	Schouten Heidi	TAS	U14 F	9.2m	9.5m	18.7	105.49
6	Shaw Isabel	NSW	U14 F	8.0m	0.00m	8.0	42.19
7	Stone Riley	NSW	U14 F	7.9m	0.00m	7.9	37.97

Under 14 Girls Overall Results

	Name	League	Categ.	Slalom	Tricks	Jump	Overall
1	Ferguson Sade	QLD	U14 F	1000.00	1000.00	1000.00	3000.00
2	Teague Abbey	QLD	U14 F	906.25	712.20	932.49	2550.94
3	Butlin Lara	NSW	U14 F	671.88	409.76	312.24	1393.88
4	Butlin Grace	NSW	U14 F	781.25	353.66	219.41	1354.32
5	Shaw Isabel	NSW	U14 F	601.56	473.17	42.19	1116.92
6	Schouten Heidi	TAS	U14 F	601.56	160.98	105.49	868.03
7	Stone Riley	NSW	U14 F	625.00	139.02	37.97	801.99

Under 14 Boys Slalom Results










Homologation: Ranking List

	Name	League	Categ.	Round 1	Round 2	Pts	Overall
1	Christie Bailey	VIC	U14 M	3.00/55/13.00	2.00/55/12.00	95.00	1000.00
2	Kelly Levi	NSW	U14 M	2.00/55/13.00	1.00/55/12.00	93.00	980.00
3	Weir Kaleb	NSW	U14 M	1.50/55/14.25	4.50/55/14.25	78.00	810.00
4	Cornale Lucas	QLD	U14 M	2.50/55/16.00	5.00/55/14.25	73.50	820.00
5	Cosgriff Ben	VIC	U14 M	0.50/55/14.25	2.00/55/16.00	68.50	730.00
6	Saddington Corey		U14 M	3.50/55/16.00	2.50/55/16.00	66.00	670.00
7	O'Toole Joel	NSW	U14 M	2.00/55/14.25	3.50/55/18.25	65.50	760.00
8	Mcgrady Benjamin	NSW	U14 M	2.00/55/18.25	3.00/55/16.00	59.00	660.00
9	Swadling Mitchell	NSW	U14 M	0.50/55/18.25	2.50/55/16.00	57.00	650.00
10	Ferguson Fletcher	QLD	U14 M	3.00/55/18.25	4.00/55/18.25	55.00	560.00
11	Hailand Luke		U14 M	0.50/55/18.25	5.00/55/18.25	53.50	580.00
12	Sciacca Liam	QLD	U14 M	5.00/52	4.00/55/18.25	51.00	560.00
13	Butlin Lochie	NSW	U14 M	3.50/49	2.50/55/18.25	42.00	530.00
14	Mcgrady Regan	NSW	U14 M	2.00/52	2.00/52	40.00	400.00
15	Buck Joel	NSW	U14 M	4.50/43	4.00/55/18.25	32.50	560.00
16	Sheldon Flynn	VIC	U14 M	0.00/43	2.50/55/16.00	32.50	650.00
17	Fox Ryan		U14 M	2.50/43	0.50/55/18.25	27.00	490.00
18	Mcnee Caleb	QLD	U14 M	6.00/43	5.50/49	23.50	350.00
19	Moroney William	VIC	U14 M	2.00/46	0.50/43	8.50	160.00

Under 14 Boys Tricks Results



Homologation: Ranking List

	Name	League	Categ.	Round 1	Round 2	Pts	Overall
1	Christie Bailey	VIC	U14 M	3760	5360	9120	1000.00
2	Mcgrady Benjamin	NSW	U14 M	3600	3470	7070	671.64
3	Mcgrady Regan	NSW	U14 M	3270	3270	6540	610.07
4	Kelly Levi	NSW	U14 M	2530	3160	5690	589.55
5	O'Toole Joel	NSW	U14 M	2160	3220	5380	600.75
6	Cornale Lucas	QLD	U14 M	2040	2510	4550	468.28

	Name	League	Categ.	Round 1	Round 2	Pts	Overall
7	Ferguson Fletcher	QLD	 U14 M	1540	1980	3520	369.40
8	Sciacca Liam	QLD	 U14 M	1480	1180	2660	276.12
9	Buck Joel	NSW	 U14 M	1380	1050	2430	257.46
10	Moroney William	VIC	 U14 M	1150	1010	2160	214.55
11	Cosgriff Ben	VIC	 U14 M	910	930	1840	173.51
12	Mcnee Caleb	QLD	 U14 M	830	980	1810	182.84
13	Butlin Lochie	NSW	 U14 M	1160	640	1800	216.42
14	Fox Ryan		 U14 M	660	960	1620	179.10
15	Hailand Luke		 U14 M	730	480	1210	136.19

Under 14 Boys Jump Results

Homologation: Ranking List







	Name	League	Categ.	Round 1	Round 2	Pts	Overall
1	Kelly Levi	NSW	 U14 M	35.1m	36.6m	71.7	1000.00
2	Christie Bailey	VIC	 U14 M	28.0m	32.1m	60.1	830.83
3	O'Toole Joel	NSW	 U14 M	26.0m	25.5m	51.5	601.50
4	Mcgrady Benjamin	NSW	 U14 M	18.2m	19.3m	37.5	349.62
5	Cosgriff Ben	VIC	 U14 M	17.9m	19.0m	36.9	338.35
6	Hailand Luke		 U14 M	17.5m	16.2m	33.7	281.95
7	Ferguson Fletcher	QLD	 U14 M	15.1m	18.3m	33.4	312.03
8	Sheldon Flynn	VIC	 U14 M	25.4m		25.4	578.95
9	Butlin Lochie	NSW	 U14 M	8.9m	10.9m	19.8	33.83
10	Sciacca Liam	QLD	 U14 M	0.00m	15.9m	15.9	221.80
11	Mcnee Caleb	QLD	 U14 M	0.00m	11.2m	11.2	45.11
12	Moroney William	VIC	 U14 M	0.00m	0.00m	0.0	

Under 14 Boys Overall Results

	Name	League	Categ.	Slalom	Tricks	Jump	Overall
1	Christie Bailey	VIC	 U14 M	1000.00	1000.00	830.83	2830.83
2	Kelly Levi	NSW	 U14 M	980.00	589.55	1000.00	2569.55
3	O'Toole Joel	NSW	 U14 M	760.00	600.75	601.50	1962.25
4	Mcgrady Benjamin	NSW	 U14 M	660.00	671.64	349.62	1681.26
5	Cosgriff Ben	VIC	 U14 M	730.00	173.51	338.35	1241.86
6	Ferguson Fletcher	QLD	 U14 M	560.00	369.40	312.03	1241.43
7	Sciacca Liam	QLD	 U14 M	560.00	276.12	221.80	1057.92
8	Hailand Luke		 U14 M	580.00	136.19	281.95	998.14
9	Butlin Lochie	NSW	 U14 M	530.00	216.42	33.83	780.25
10	Mcnee Caleb	QLD	 U14 M	350.00	182.84	45.11	577.95







Under 17 Girls Slalom Results

Homologation: Ranking List

	Name	League	Categ.	Round 1	Round 2	Pts	Overall
1	Nowlan Sierra	NSW	 U17 F	1.00/55/12.00	5.00/55/13.00	72.00	986.67
2	Ferguson Molly	QLD	 U17 F	2.00/55/13.00	1.50/55/12.00	69.50	1000.00
3	Mcgrady Briana	NSW	 U17 F	3.50/55/13.00	4.00/55/13.00	67.50	906.67
4	Brien Chelsea	VIC	 U17 F	4.00/55/14.25	3.00/55/14.25	55.00	746.67
5	Moroney Layne	VIC	 U17 F	2.00/55/14.25	4.00/55/14.25	54.00	746.67
6	Nowlan Leah	NSW	 U17 F	4.00/55/18.25	3.00/49	19.00	426.67





Under 17 Girls Tricks Results

Homologation: Ranking List





	Name	League	Categ.	Round 1	Round 2	Pts	Overall
1	Mcgrady Briana	NSW	 U17 F	1910	4370	6280	1000.00
2	Ferguson Molly	QLD	 U17 F	2690	1640	4330	615.56
3	Moroney Layne	VIC	 U17 F	1740	1190	2930	398.17
4	Brien Chelsea	VIC	 U17 F	1030	1700	2730	389.02
5	Nowlan Leah	NSW	 U17 F	900	1200	2100	274.60
6	Nowlan Sierra	NSW	 U17 F	680		680	155.61

Under 17 Girls Jump Results

Homologation: Ranking List
















	Name	League	Categ.	Round 1	Round 2	Pts	Overall
1	Mcgrady Briana	NSW 	U17 F	33.0m	33.9m	66.9	1000.00
2	Ferguson Molly	QLD 	U17 F	26.7m	29.8m	56.5	803.83
3	Brien Chelsea	VIC 	U17 F	18.5m	21.3m	39.8	397.13
4	Nowlan Sierra	NSW 	U17 F	12.0m		12.0	

Under 17 Girls Overall Results

	Name	League	Categ.	Slalom	Tricks	Jump	Overall
1	Mcgrady Briana	NSW 	U17 F	906.67	1000.00	1000.00	2906.67
2	Ferguson Molly	QLD 	U17 F	1000.00	615.56	803.83	2419.39
3	Brien Chelsea	VIC 	U17 F	746.67	389.02	397.13	1532.82
4	Nowlan Sierra	NSW 	U17 F	986.67	155.61		1142.28











Under 17 Boys Slalom Results

Homologation: Ranking List

	Name	League	Categ.	Round 1	Round 2	Pts	Overall
1	Christie Jack	VIC 	U17 M	2.50/58/12.00	2.00/58/11.25	82.50	1000.00
2	Beare Kurtis	NSW 	U17 M	2.50/58/12.00	4.00/58/12.00	78.50	909.09
3	Koote Benjamin	NSW 	U17 M	3.00/58/13.00	2.00/58/12.00	71.00	863.64
4	Mcnee Luke	QLD 	U17 M	2.00/58/13.00	2.00/58/12.00	70.00	863.64
5	Sciacca Ryan	QLD 	U17 M	4.00/58/13.00	3.50/58/13.00	67.50	772.73
6	Mckinnon Ethan	NSW 	U17 M	2.00/58/13.00	4.00/58/13.00	66.00	772.73
7	Weir Joshua	NSW 	U17 M	4.50/58/13.00	3.50/58/14.25	62.00	784.09
8	Mcnee Isaac	QLD 	U17 M	0.00/58/14.25	1.50/58/12.00	61.50	852.27
9	Sobczak Matthew	QLD 	U17 M	5.00/58/14.25	2.00/58/13.00	61.00	727.27
10	Teague Riley	QLD 	U17 M	4.00/58/14.25	2.00/58/13.00	60.00	727.27
11	Gowty Adam	VIC 	U17 M	1.50/52	1.00/58/16.00	20.50	431.82
12	Kelly Jack	QLD 	U17 M	1.50/55/18.25	4.00/55/18.25	17.50	227.27
13	Schouten Jack	TAS 	U17 M	5.00/55/18.25		11.00	250.00
14	Johns Brody	NSW 	U17 M	3.00/55/18.25		9.00	204.55
15	Bennett Thomas	VIC 	U17 M	0.00/52	0.00/52	0.00	










Under 17 Boys Tricks Results



Homologation: Ranking List

	Name	League	Categ.	Round 1	Round 2	Pts	Overall
1	Mckinnon Ethan	NSW 	U17 M	2360	4950	7310	1000.00
2	Christie Jack	VIC 	U17 M	3440	3240	6680	694.95
3	Mcnee Luke	QLD 	U17 M	2100	3030	5130	612.12
4	Sciacca Ryan	QLD 	U17 M	2920	2060	4980	589.90
5	Mcnee Isaac	QLD 	U17 M	1880	2030	3910	410.10
6	Beare Kurtis	NSW 	U17 M	1940	1870	3810	391.92
7	Bennett Thomas	VIC 	U17 M	1800	1950	3750	393.94
8	Koote Benjamin	NSW 	U17 M	1300	1480	2780	298.99
9	Kelly Jack	QLD 	U17 M	800	1060	1860	214.14
10	Schouten Jack	TAS 	U17 M	890		890	179.80









Under 17 Boys Jump Results

Homologation: Ranking List

	Name	League	Categ.	Round 1	Round 2	Pts	Overall
1	Mckinnon Ethan	NSW 	U17 M	45.9m	45.9m	91.8	1000.00
2	Beare Kurtis	NSW 	U17 M	40.9m	38.6m	79.5	806.95
3	Christie Jack	VIC 	U17 M	38.8m	39.9m	78.7	768.34
4	Sciacca Ryan	QLD 	U17 M	39.5m	35.6m	75.1	752.90
5	Teague Riley	QLD 	U17 M	35.3m	37.2m	72.5	664.09
6	Bennett Thomas	VIC 	U17 M	28.4m	30.0m	60.1	389.96
7	Gowty Adam	VIC 	U17 M	27.3m	28.2m	55.5	316.60
8	Mcnee Luke	QLD 	U17 M	23.4m	30.2m	53.6	393.82
9	Mcnee Isaac	QLD 	U17 M	20.3m	22.3m	42.6	88.80







	Name	League	Categ.	Round 1	Round 2	Pts	Overall
10	Kelly Jack	QLD 	U17 M	0.00m	26.5m	26.5	250.97
11	Schouten Jack	TAS 	U17 M	0.00m		0.0	

Under 17 Boys Overall Results

	Name	League	Categ.	Slalom	Tricks	Jump	Overall
1	Mckinnon Ethan	NSW 	U17 M	772.73	1000.00	1000.00	2772.73
2	Christie Jack	VIC 	U17 M	1000.00	694.95	768.34	2463.29
3	Sciacca Ryan	QLD 	U17 M	772.73	589.90	752.90	2115.53
4	Beare Kurtis	NSW 	U17 M	909.09	391.92	806.95	2107.96
5	Mcnee Luke	QLD 	U17 M	863.64	612.12	393.82	1869.58
6	Mcnee Isaac	QLD 	U17 M	852.27	410.10	88.80	1351.17
7	Bennett Thomas	VIC 	U17 M		393.94	386.10	780.04
8	Kelly Jack	QLD 	U17 M	227.27	214.14	250.97	692.38







Under 21 Women Slalom Results

Homologation: Ranking List

	Name	League	Categ.	Round 1	Round 2	Pts	Overall
1	Miller Katelyn	NSW 	U21 F	2.00/55/12.00	2.00/55/12.00	38.00	987.01
2	Wooderson Casey	NSW 	U21 F	3.50/55/13.00	2.00/55/12.00 <small>(Tiebreak: 1.50/55/12.00)</small>	38.00	987.01
3	Griffiths Stephanie	NSW 	U21 F	2.50/55/12.00	2.00/55/12.00 <small>(Tiebreak: 0.50/55/12.00)</small>	38.00	1000.00
4	Browne Shania	TAS 	U21 F	1.50/55/16.00	3.00/55/14.25 <small>(Tiebreak: 3.50/55/13.00)</small>	27.00	701.30
5	Schmidt Jessica	SA 	U21 F	4.00/55/16.00	2.00/55/14.25	26.00	675.32
6	Eastley Montanna	TAS 	U21 F	3.50/52	2.50/52	8.50	246.75






Under 21 Women Tricks Results

Homologation: Ranking List






	Name	League	Categ.	Round 1	Round 2	Pts	Overall
1	Miller Katelyn	NSW 	U21 F	6090	5610	5610	1000.00
2	Wooderson Casey	NSW 	U21 F	1940	3880	3880	637.11
3	Browne Shania	TAS 	U21 F	1550	2330	2330	382.59
4	Eastley Montanna	TAS 	U21 F	1220	1440	1440	236.45
5	Schmidt Jessica	SA 	U21 F	1530	1080	1080	251.23
6	Griffiths Stephanie	NSW 	U21 F	3960	1010	1010	650.25

Under 21 Women Jump Results

Homologation: Ranking List


	Name	League	Categ.	Round 1	Round 2	Pts	Overall
1	Griffiths Stephanie	NSW 	U21 F	38.3m	40.2m	40.2	1000.00
2	Wooderson Casey	NSW 	U21 F	38.0m	39.3m	39.3	961.21
3	Miller Katelyn	NSW 	U21 F	37.0m	37.8m	37.8	896.55
4	Browne Shania	TAS 	U21 F	28.5m	29.8m	29.8	551.72
5	Eastley Montanna	TAS 	U21 F	12.6m	15.3m	15.3	









Under 21 Women Overall Results

	Name	League	Categ.	Slalom	Tricks	Jump	Overall
1	Miller Katelyn	NSW 	U21 F	987.01	1000.00	896.55	2883.56
2	Griffiths Stephanie	NSW 	U21 F	1000.00	650.25	1000.00	2650.25
3	Wooderson Casey	NSW 	U21 F	987.01	637.11	961.21	2585.33
4	Browne Shania	TAS 	U21 F	701.30	382.59	551.72	1635.61
5	Eastley Montanna	TAS 	U21 F	246.75	236.45		483.20

Under 21 Men Slalom Results




Homologation: Ranking List

	Name	League	Categ.	Round 1	Round 2	Pts	Overall
1	Loft Thomas	JYL 	U21 M	3.00/58/11.25	2.50/58/11.25	44.50	1022.73

	Name	League	Categ.	Round 1	Round 2	Pts	Overall
2	Jeude Craig	QLD 	U21 M	2.00/58/11.25	2.00/58/11.25 <small>(Tiebreak: 3.50/58/11.25)</small>	44.00	1000.00
3	Ryan Thomas	VIC 	U21 M	2.00/58/11.25	2.00/58/11.25 <small>(Tiebreak: 2.00/58/11.25)</small>	44.00	1000.00
4	Swadling Matthew	NSW 	U21 M	1.50/58/14.25	3.50/58/12.00	39.50	897.73
5	Davis Archie	ACT 	U21 M	4.50/58/18.25	3.00/58/12.00	39.00	886.36
6	Harber Harrison	QLD 	U21 M	1.50/58/11.25	1.50/58/12.00	37.50	988.64
7	Burgess Jarrah	VIC 	U21 M	1.50/58/12.00	1.50/58/12.00	37.50	852.27
8	McLean Will	QLD 	U21 M	2.50/58/14.25	3.50/58/16.00	21.50	602.27
9	Crisp Patrick	VIC 	U21 M	5.00/58/12.00		0.00	931.82






Under 21 Men Tricks Results

Homologation: Ranking List




	Name	League	Categ.	Round 1	Round 2	Pts	Overall
1	Davis Archie	ACT 	U21 M	7780	7350	7350	1000.00
2	Harber Harrison	QLD 	U21 M	3160	3310	3310	425.45
3	Jeude Craig	QLD 	U21 M	2610	3240	3240	416.45

Under 21 Men Jump Results

Homologation: Ranking List

	Name	League	Categ.	Round 1	Round 2	Pts	Overall
1	Davis Archie	ACT 	U21 M	52.9m	51.7m	51.7	1000.00
2	Harber Harrison	QLD 	U21 M	52.0m	51.2m	51.2	967.74
3	Jeude Craig	QLD 	U21 M	42.7m	40.1m	40.1	634.41
4	McLean Will	QLD 	U21 M	30.7m	34.2m	34.2	329.75
5	Crisp Patrick	VIC 	U21 M	0.00m		0.0	

Under 21 Men Overall Results

	Name	League	Categ.	Slalom	Tricks	Jump	Overall
1	Davis Archie	ACT 	U21 M	886.36	1000.00	1000.00	2886.36
2	Harber Harrison	QLD 	U21 M	988.64	425.45	967.74	2381.83
3	Jeude Craig	QLD 	U21 M	1000.00	416.45	634.41	2050.86

Chief Judge

Homologator

Scorer