



Girls Jump Results

Homologation: Ranking List

| | Name | Country | Categ. | Round 1 | Round 2 |
|---|-------------------|---|--------|---------|---------|
| 1 | Gabriella WOODMAN | NZL  | G | 19.9m | 23.2m |


Girls Slalom Results

Homologation: Ranking List

| | Name | Country | Categ. | Round 1 | Round 2 |
|---|-------------------|---|--------|---------|---------|
| 1 | Gabriella WOODMAN | NZL  | G | 1.00/52 | 4.00/49 |


Girls Tricks Results

Homologation: Ranking List

| | Name | Country | Categ. | Round 1 | Round 2 |
|---|-------------------|---|--------|---------|---------|
| 1 | Gabriella WOODMAN | NZL  | G | 890 | 1010 |




Junior Boys Jump Results

Homologation: Ranking List

| | Name | Country | Categ. | Round 1 | Round 2 |
|---|-------------|---|--------|---------|---------|
| 1 | Will GIBSON | NZL  | JB | 32.7m | 32.4m |



Junior Boys Slalom Results

Homologation: Ranking List

| | Name | Country | Categ. | Round 1 | Round 2 |
|---|----------------|---|--------|---------------|---------------|
| 1 | Will GIBSON | NZL  | JB | 2.50/55/14.25 | 1.50/55/14.25 |
| 2 | Hunter STEWART | NZL  | JB | 1.50/55/16.00 | 1.50/49 |
| 3 | Max HILL | NZL  | JB | 1.50/46 | 0.00/37 |








Junior Boys Tricks Results

Homologation: Ranking List

| | Name | Country | Categ. | Round 1 | Round 2 |
|---|----------------|---|--------|---------|---------|
| 1 | Will GIBSON | NZL  | JB | 1630 | 1590 |
| 2 | Hunter STEWART | NZL  | JB | 290 | 170 |

Junior Girls Slalom Results

Homologation: Ranking List

| | Name | Country | Categ. | Round 1 | Round 2 |
|---|-------------------|---|--------|---------------|---------------|
| 1 | Meg HARRAWAY | NZL  | JG | 2.00/52/13.00 | 2.00/52/13.00 |
| 2 | Kristie BROWN | NZL  | JG | 1.00/52/14.25 | 1.50/52/14.25 |
| 3 | Diaz MCKAY | NZL  | JG | 2.00/52/16.00 | 2.00/52/16.00 |
| 3 | Sophie FITZGERALD | NZL  | JG | 2.00/52/16.00 | 2.00/52/16.00 |
| 5 | Alexandra BROWN | NZL  | JG | 4.00/52 | 2.00/52/16.00 |
| 6 | Lydia MUNRO | NZL  | JG | 2.00/52/16.00 | 3.00/52 |
| 7 | Emily MILNER | NZL  | JG | 2.50/43 | 4.00/43 |


Junior Girls Tricks Results

Homologation: Ranking List

| | Name | Country | Categ. | Round 1 | Round 2 |
|---|-----------------|---|--------|---------|---------|
| 1 | Alexandra BROWN | NZL  | JG | 1080 | 990 |
| 2 | Meg HARRAWAY | NZL  | JG | 780 | 910 |
| 3 | Lydia MUNRO | NZL  | JG | 800 | 640 |
| 4 | Kristie BROWN | NZL  | JG | 420 | 620 |
| 5 | Emily MILNER | NZL  | JG | 200 | 200 |


Men B Slalom Results

Homologation: Ranking List

| | Name | Country | Categ. | Round 1 | Round 2 |
|---|---------------|---|--------|---------|---------------|
| 1 | Gabites BLAIR | NZL  | MB | 4.00/46 | 3.00/55/18.25 |



Men B Tricks Results

Homologation: Ranking List

| | Name | Country | Categ. | Round 1 | Round 2 |
|---|---------------|---|--------|---------|---------|
| 1 | Gabites BLAIR | NZL  | MB | 290 | 200 |




Men Jump Results

Homologation: Ranking List

| | Name | Country | Categ. | Round 1 | Round 2 |
|---|---------------|---|--------|---------|---------|
| 1 | Thomas GREEN | NZL  | M | 27.4m | 30.5m |
| 2 | Leighton HOOD | NZL  | M | 25.1m | 30.5m |



Men Slalom Results

Homologation: Ranking List

| | Name | Country | Categ. | Round 1 | Round 2 |
|---|---------------|---|--------|---------------|---------------|
| 1 | Thomas GREEN | NZL  | M | 3.00/58/14.25 | 3.00/58/14.25 |
| 2 | Leighton HOOD | NZL  | M | 2.00/58/14.25 | 3.00/58/14.25 |
| 3 | Hamish WRIGHT | NZL  | M | 1.50/58/16.00 | 3.50/58/14.25 |





Men Tricks Results

Homologation: Ranking List

| | Name | Country | Categ. | Round 1 | Round 2 |
|---|---------------|---|--------|---------|---------|
| 1 | Thomas GREEN | NZL  | M | 1390 | 1310 |
| 2 | Leighton HOOD | NZL  | M | 780 | 1160 |







Open Men Jump Results

Homologation: Ranking List

| | Name | Country | Categ. | Round 1 | Round 2 |
|---|---------------------|---|--------|---------|---------|
| 1 | Greg PERRY | GBR  | Ope M | 45.9m | 47.7m |
| 2 | Karl DONALDSON | NZL  | Ope M | 45.8m | 46.7m |
| 3 | Cody GIBSON (OM) | NZL  | Ope M | 41.5m | 40.5m |
| 4 | Hugh DONALDSON (OM) | NZL  | Ope M | 37.1m | 41.4m |


Open Men Slalom Results

Homologation: Ranking List

| | Name | Country | Categ. | Round 1 | Round 2 |
|---|---------------------|---|--------|---------------|---------------|
| 1 | Greg PERRY | GBR  | Ope M | 2.00/58/11.25 | 2.00/58/11.25 |
| 1 | Karl DONALDSON | NZL  | Ope M | 2.00/58/11.25 | 2.00/58/11.25 |
| 3 | Jack ENGEL (OM) | NZL  | Ope M | 2.50/58/12.00 | 4.50/58/13.00 |
| 4 | Tane GIBSON (OM) | NZL  | Ope M | 2.00/58/12.00 | 0.50/58/14.25 |
| 5 | Mason GARDENER (OM) | NZL  | Ope M | 4.00/58/13.00 | 4.00/58/14.25 |
| 6 | Morgan DIEHL (OM) | NZL  | Ope M | 0.50/58/10.75 | |



Open Women Jump Results

Homologation: Ranking List

| | Name | Country | Categ. | Round 1 | Round 2 |
|---|-------------------|---|--------|---------|---------|
| 1 | Hilary MUNRO (OW) | NZL  | Ope F | 30.1m | 31.5m |



Open Men Tricks Results

Homologation: Ranking List

| | Name | Country | Categ. | Round 1 | Round 2 |
|---|-----------------------|--|--------|---------|---------|
| 1 | George DONALDSON (OM) | NZL  | Ope M | 3610 | 3010 |
| 2 | Karl DONALDSON | NZL  | Ope M | 3240 | 2950 |


Open Women Slalom Results

Homologation: Ranking List

| | Name | Country | Categ. | Round 1 | Round 2 |
|---|---------------------|---|--------|---------------|---------------|
| 1 | Lana DONALDSON (OW) | NZL  | Ope F | 2.50/55/13.00 | 2.00/55/12.00 |
| 2 | Hilary MUNRO (OW) | NZL  | Ope F | 2.50/55/14.25 | 3.00/55/13.00 |



Open Women Tricks Results

Homologation: Ranking List

| | Name | Country | Categ. | Round 1 | Round 2 |
|---|-------------------|---|--------|---------|---------|
| 1 | Hilary MUNRO (OW) | NZL  | Ope F | 3100 | 2550 |






Senior Men 1 Slalom Results

Homologation: Ranking List

| | Name | Country | Categ. | Round 1 | Round 2 |
|---|-----------------|---|--------|---------|---------------|
| 1 | Gerald HARRAWAY | NZL  | SM1 | 3.50/52 | 1.50/55/12.00 |
| 2 | Ross MCKAY | NZL  | SM1 | 0.00/52 | 3.00/55/13.00 |



Senior Men 2 Slalom Results

Homologation: Ranking List

| | Name | Country | Categ. | Round 1 | Round 2 |
|---|-----------------|---|--------|---------------|---------------|
| 1 | Craig ROGERS | NZL  | SM2 | 2.50/55/11.25 | 2.50/55/12.00 |
| 2 | Chris BROWN | NZL  | SM2 | 2.50/55/12.00 | 2.25/55/13.00 |
| 3 | Hamish FERGUSON | NZL  | SM2 | 1.50/55/13.00 | 1.50/55/14.25 |
| 4 | Steven WAYNE | NZL  | SM2 | 2.50/49 | 1.50/55/12.00 |
| 5 | Graeme KING | NZL  | SM2 | 1.50/52 | 3.00/49 |




Senior Men 3 Jump Results

Homologation: Ranking List

| | Name | Country | Categ. | Round 1 | Round 2 |
|---|----------------|---|--------|---------|---------|
| 1 | Gavin GREEN | NZL  | SM3 | 25.1m | 28.0m |
| 2 | Neil DONALDSON | NZL  | SM3 | 11.3m | 12.3m |



Senior Men 3 Slalom Results

Homologation: Ranking List

| | Name | Country | Categ. | Round 1 | Round 2 |
|---|----------------|---|--------|---------------|---------------|
| 1 | Gavin GREEN | NZL  | SM3 | 2.50/55/12.00 | 4.00/55/13.00 |
| 2 | Neil DONALDSON | NZL  | SM3 | 4.00/55/18.25 | 2.00/55/18.25 |
| 3 | Peter ENGEL | NZL  | SM3 | 2.00/52 | 4.00/49 |


Senior Men 3 Tricks Results

Homologation: Ranking List

| | Name | Country | Categ. | Round 1 | Round 2 |
|---|----------------|---|--------|---------|---------|
| 1 | Gavin GREEN | NZL  | SM3 | 1300 | 1830 |
| 2 | Neil DONALDSON | NZL  | SM3 | 290 | 650 |



Senior Men 4 Jump Results

Homologation: Ranking List

| | Name | Country | Categ. | Round 1 | Round 2 |
|---|--------------|---|--------|---------|---------|
| 1 | Bryan MURRAY | NZL  | SM4 | 0.00m | 0.00m |


Senior Men 4 Slalom Results

Homologation: Ranking List

| | Name | Country | Categ. | Round 1 | Round 2 |
|---|----------------|---|--------|---------------|---------------|
| 1 | Gavin THOMPSON | NZL  | SM4 | 3.00/52/16.00 | 3.00/52/16.00 |
| 2 | Bryan MURRAY | NZL  | SM4 | 3.00/49 | 5.00/49 |



Senior Men 4 Tricks Results

Homologation: Ranking List

| | Name | Country | Categ. | Round 1 | Round 2 |
|---|--------------|---|--------|---------|---------|
| 1 | Bryan MURRAY | NZL  | SM4 | 360 | 560 |


Senior Women 2 Slalom Results

Homologation: Ranking List

| | Name | Country | Categ. | Round 1 | Round 2 |
|---|----------------|---|--------|---------|---------|
| 1 | Rachel KING | NZL  | SW2 | 2.50/52 | 5.00/49 |
| 2 | Tracey TORDOFF | NZL  | SW2 | 2.50/49 | 5.50/46 |





Senior Women 2 Tricks Results

Homologation: Ranking List

| | Name | Country | Categ. | Round 1 | Round 2 |
|---|-------------|---|--------|---------|---------|
| 1 | Rachel KING | NZL  | SW2 | 80 | 80 |



Sub Juniors Slalom Results

Homologation: Ranking List

| | Name | Country | Categ. | Round 1 | Round 2 |
|---|--------------------|---|--------|---------------|---------------|
| 1 | Sam BAINBRIDGE | NZL  | SJ | 3.50/49/23.00 | 1.00/49/18.25 |
| 2 | Caitlin FITZGERALD | NZL  | SJ | 3.00/46/23.00 | 1.00/49/16.00 |
| 3 | Angus FERGUSON | NZL  | SJ | 2.00/37/23.00 | 6.00/37/23.00 |
| 4 | Ellie ROGERS | NZL  | SJ | 4.00/25/18.25 | |



Under 21 Men Slalom Results

Homologation: Ranking List

| | Name | Country | Categ. | Round 1 | Round 2 |
|---|--------------|---|--------|---------------|---------------|
| 1 | Henley WAYNE | NZL  | U21 M | 4.50/58/13.00 | 1.50/58/12.00 |
| 2 | Jake STEWART | NZL  | U21 M | | 4.00/58/18.25 |



Women Jump Results

Homologation: Ranking List

| | Name | Country | Categ. | Round 1 | Round 2 |
|---|------------------|---|--------|---------|---------|
| 1 | Rachel DONALDSON | NZL  | W | 21.9m | 19.2m |
| 2 | Courtney HOLMES | NZL  | W | 18.1m | 16.1m |




Women Slalom Results

Homologation: Ranking List

| | Name | Country | Categ. | Round 1 | Round 2 |
|---|------------------|---|--------|---------------|---------------|
| 1 | Rachel DONALDSON | NZL  | W | 1.50/55/13.00 | 2.00/55/13.00 |
| 2 | Courtney HOLMES | NZL  | W | 2.50/52 | 0.50/55/18.25 |

Women Tricks Results

Homologation: Ranking List





















| | Name | Country | Categ. | Round 1 | Round 2 |
|---|------------------|---|--------|---------|---------|
| 1 | Lana DONALDSON | NZL  | W | 2320 | 2860 |
| 2 | Rachel DONALDSON | NZL  | W | 1900 | 2950 |
| 3 | Courtney HOLMES | NZL  | W | 580 | 460 |

Chief Judge
Janeen DONALDSON

Homologator

Scorer

Canterbury Regionals 2016 - Overall Results

| | Name | Country | | Categ. | Slalom | Tricks | Jump | Overall |
|----|-------------------|---------|---|--------|---------------|--------|-------|---------|
| 1 | Hugh DONALDSON | NZL |  | B | 3.00/58/13.00 | 3610 | 42.8m | 2775.94 |
| 2 | Tane GIBSON | NZL |  | B | 1.50/58/12.00 | 2070 | 45.8m | 2555.71 |
| 3 | George DONALDSON | NZL |  | B | 1.00/58/12.00 | 2960 | 39.1m | 2522.21 |
| 4 | Cody GIBSON | NZL |  | B | 4.50/58/14.25 | 2030 | 43.4m | 2283.28 |
| 5 | Rachel DONALDSON | NZL |  | W | 2.00/55/13.00 | 2950 | 21.9m | 2074.10 |
| 6 | Karl DONALDSON | NZL |  | Ope M | 2.00/58/11.25 | 3240 | 46.7m | 1937.68 |
| 7 | Gavin GREEN | NZL |  | SM3 | 2.50/55/12.00 | 1830 | 28.0m | 1880.68 |
| 8 | Will GIBSON | NZL |  | JB | 2.50/55/14.25 | 1630 | 32.7m | 1855.09 |
| 9 | Joshua HOOD | NZL |  | B | 5.00/58/14.25 | 1560 | 31.4m | 1734.02 |
| 10 | Hilary MUNRO (OW) | NZL |  | Ope F | 3.00/55/13.00 | 3100 | 31.5m | 1547.00 |
| 11 | Lachlan WOODMAN | NZL |  | B | 5.50/58/18.25 | 1430 | 32.8m | 1537.32 |
| 12 | Thomas GREEN | NZL |  | M | 3.00/58/14.25 | 1390 | 30.5m | 1518.78 |
| 13 | Leighton HOOD | NZL |  | M | 3.00/58/14.25 | 1160 | 30.5m | 1455.07 |
| 14 | Meg HARRAWAY | NZL |  | JG | 2.00/52/13.00 | 910 | 19.1m | 1417.14 |
| 15 | Dan STEWART | NZL |  | B | 2.00/58/13.00 | 660 | 26.5m | 1402.57 |
| 16 | Alexandra BROWN | NZL |  | JG | 2.00/52/16.00 | 1080 | 15.9m | 1198.45 |
| 17 | Courtney HOLMES | NZL |  | W | 0.50/55/18.25 | 580 | 18.1m | 989.49 |
| 18 | Gabriella WOODMAN | NZL |  | G | 1.00/52 | 1010 | 23.2m | 978.85 |
| 19 | Neil DONALDSON | NZL |  | SM3 | 4.00/55/18.25 | 650 | 12.3m | 853.95 |
| 20 | Emily MILNER | NZL |  | JG | 4.00/43 | 200 | 9.3m | 486.01 |

Chief Judge
Janeen DONALDSON

Homologator

Scorer