
















































Open Women Slalom Results

Homologation: Ranking List

	Name	Country	Categ.	Round 1	Semi Final	Final	Pts	Overall
1	Mc Clintock Whitney	CAN 	Ope F	2.00/55/10.75	5.00/55/10.75	4.00/55/10.75	40.00	1000.00
2	Costard Manon	FRA 	Ope F	2.00/55/10.75	0.50/55/10.75	2.00/55/10.75	38.00	926.83
3	Dodd Breanne	CAN 	Ope F	2.50/55/11.25	3.50/55/11.25	1.50/55/11.25	31.50	817.07
4	Morgan Lauren	USA 	Ope F	4.00/55/12.00	1.00/55/11.25	2.50/55/12.00	26.50	756.10
5	Lucine Clementine	FRA 	Ope F	3.00/55/11.25	4.00/55/11.25	0.50/55/12.00	24.50	829.27
6	Grathwohl Abbi	USA 	Ope F	3.50/55/12.00	2.00/55/11.25	0.50/55/14.25	0.50	780.49
7	Oliver Siani	AUS 	Ope F	3.00/55/12.00	1.00/55/11.25		0.00	756.10
8	De Osma Alejandra	PER 	Ope F	1.50/55/12.00	1.00/55/11.25		0.00	756.10
9	Austin Bailey	USA 	Ope F	2.00/55/12.00	4.00/55/12.00		0.00	682.93
10	Gonzalez Valentina	CHI 	Ope F	3.00/55/12.00	1.50/55/12.00		0.00	658.54
11	Garcia Alexandra	USA 	Ope F	4.00/55/13.00	1.50/55/12.00		0.00	621.95
12	Ah Reum Han	KOR 	Ope F	1.00/55/12.00	1.00/55/12.00		0.00	609.76
13	Donaldson Rachel	NZL 	Ope F	2.50/55/13.00			0.00	500.00
14	Ryan Tara	AUS 	Ope F	5.50/55/14.25			0.00	426.83
15	Griffiths Stephanie	AUS 	Ope F	1.50/55/14.25			0.00	329.27
16	Andrews Jaimi	AUS 	Ope F	0.00/55/14.25			0.00	292.68
17	Dumala Samantha	USA 	Ope F	5.00/55/16.00			0.00	121.95
18	Donaldson Lana	NZL 	Ope F	2.00/55/16.00			0.00	48.78
19	Gay Anna	USA 	Ope F	1.50/55/16.00			0.00	36.59













Open Men Slalom Results

Homologation: Ranking List

	Name	Country	Categ.	Round 1	Semi Final	Final	Pts	Overall
1	Asher William	GBR 	Ope M	2.00/58/10.75	3.00/58/10.75	1.00/58/10.25	43.00	1131.58
2	Smith Nate	USA 	Ope M	4.00/58/10.75	5.00/58/10.75	1.00/58/10.25 <small>(Tie break: 4.50/58/10.75)</small>	43.00	1131.58
3	Degasperi Thomas	ITA 	Ope M	2.50/58/10.75	2.50/58/10.75	5.00/58/10.75	41.00	1078.95
4	Winter Frederick	GBR 	Ope M	5.00/58/10.75	1.50/58/10.75	5.00/58/10.75	41.00	1078.95
5	Vaughn Corey	USA 	Ope M	3.00/58/10.75	3.00/58/10.75	0.00/58/10.75	36.00	1026.32
6	Howley Joel	AUS 	Ope M	5.50/58/11.25	2.00/58/10.75	0.00/58/10.75	36.00	1000.00
7	Sedlmajer Adam	CZE 	Ope M	5.00/58/11.25	2.00/58/10.75	5.50/58/11.25	35.50	1000.00
8	Burdick Cale	USA 	Ope M	4.00/58/11.25	1.50/58/10.75	0.00/58/11.25	30.00	986.84
9	Adams Nicholas	AUS 	Ope M	4.00/58/11.25	5.50/58/11.25		0.00	934.21
10	Winter Terry	USA 	Ope M	3.25/58/11.25	3.00/58/11.25		0.00	875.00
11	Mcclintock Jason	CAN 	Ope M	2.00/58/10.75	2.50/58/11.25		0.00	1000.00
12	Diehl Morgan	NZL 	Ope M	4.00/58/11.25	2.00/58/11.25		0.00	894.74
13	Wing Joel	AUS 	Ope M	4.00/58/11.25	1.50/58/11.25		0.00	894.74
14	Travers Jonathan	USA 	Ope M	3.00/58/10.75	4.00/58/12.00		0.00	1026.32
15	Diehl Hayden	NZL 	Ope M	3.50/58/11.25	2.50/58/12.00		0.00	881.58
16	Wingerter Dave	USA 	Ope M	3.00/58/11.25			0.00	868.42
17	Barber Mitchell	AUS 	Ope M	2.00/58/11.25			0.00	842.11
17	Briant Joshua	AUS 	Ope M	2.00/58/11.25			0.00	842.11
19	Nelson Cranfield Trent	AUS 	Ope M	1.50/58/11.25			0.00	828.95
20	Wayne Henley	NZL 	Ope M	4.00/58/12.00			0.00	736.84
21	Abel Austin	USA 	Ope M	3.50/58/12.00			0.00	723.68
22	Harber Harrison	AUS 	Ope M	3.00/58/12.00			0.00	710.53
23	Font Diego	MEX 	Ope M	2.00/58/12.00			0.00	684.21
23	Outram Luke	GBR 	Ope M	2.00/58/12.00			0.00	684.21
25	Ryan Thomas	AUS 	Ope M	1.50/58/12.00			0.00	671.05
26	Brantley Tom	USA 	Ope M	0.00/58/12.00			0.00	631.58
27	Burgess Jarrah	AUS 	Ope M	5.50/58/13.00			0.00	618.42
28	Jeude Craig	AUS 	Ope M	3.50/58/13.00			0.00	565.79
29	Donaldson Karl	NZL 	Ope M	1.50/58/13.00			0.00	513.16
30	Banks Robert	AUS 	Ope M	5.00/58/14.25			0.00	131.58














Open Women Tricks Results

Homologation: World record

	Name	Country	Categ.	Round 1	Semi Final	Final	Pts	Overall
1	Gay Anna	USA 	Ope F	9700	9920	9920	9920	1131.13
2	Lang Erika	USA 	Ope F	9570	5590	9320	9320	1091.22
3	Ross Neilly	CAN 	Ope F	9290	6330	8970	8970	1059.29
4	Lauretano Alex	USA 	Ope F	6920	7620	8370	8370	954.39
5	Lucine Clementine	FRA 	Ope F	8060	8770	8240	8240	1000.00
6	Carroll Jacinta	AUS 	Ope F	6340	7440	7440	7440	848.35
7	Gonzalez Valentina	CHI 	Ope F	5970	5510		0	680.73
8	Yoong-Hanifah Aaliyah	MAS 	Ope F	5960	4300		0	679.59
9	Grathwohl Abbi	USA 	Ope F	5340			0	608.89
10	Mc Clintock Whitney	CAN 	Ope F	5010			0	571.27
11	Simmonds Tayla	AUS 	Ope F	4550			0	518.81
12	Mulach Bianca	GER 	Ope F	1690			0	192.70











Open Men Tricks Results

Homologation: World record

	Name	Country	Categ.	Round 1	Semi Final	Pts	Overall
1	Zharnasek Aliaksei	BLR 	Ope M	11790	11390	11570	1072.79
2	Gay Russell	USA 	Ope M	8630	9430	10890	990.90
3	Desboyaux Franck	FRA 	Ope M	9730	10510	10780	980.89
4	Briant Joshua	AUS 	Ope M	10750	10990	10740	1000.00
5	Sedlmajer Adam	CZE 	Ope M	8740	9000	10700	973.61
6	Siemers Jimmy	USA 	Ope M	9590	9980	9570	908.10
7	Wing Joel	AUS 	Ope M	5020	9510	6930	865.33
8	Ballon Pierre	FRA 	Ope M	11010	9070	6460	1001.82
9	Mcclintock Jason	CAN 	Ope M	10040	8950	0	913.56
10	Font Patricio	MEX 	Ope M	9100	8760	0	828.03
11	Outram Luke	GBR 	Ope M	5180	6140	0	558.69
12	Font Pablo	MEX 	Ope M	5480	4770	0	498.64
13	Zendler Tyce	AUS 	Ope M	3030		0	275.71
























Open Women Jump Results

Homologation: World record





	Name	Country	Categ.	Round 1	Semi Final	Final	Pts	Overall
1	Carroll Jacinta	AUS 	Ope F	54.3m (178ft)	53.3m (175ft)	54.2m (178ft)	54.2	1199.36
2	Lauretano Alex	USA 	Ope F		50.1m (164ft)	51.7m (170ft)	51.7	1115.76
3	Morgan Lauren	USA 	Ope F	48.5m (159ft)	48.7m (160ft)	50.1m (164ft)	50.1	1064.31
4	Lucine Clementine	FRA 	Ope F	43.1m (141ft)	45.6m (150ft)	48.1m (158ft)	48.1	1000.00
5	Mc Clintock Whitney	CAN 	Ope F	45.7m (150ft)	45.4m (149ft)	47.6m (156ft)	47.6	983.92
6	Griffiths Stephanie	AUS 	Ope F	42.8m (140ft)	41.9m (137ft)	0.00m (0ft)	0.0	829.58
7	Costard Manon	FRA 	Ope F	37.9m (124ft)	40.6m (133ft)		0.0	758.84
8	Gonzalez Valentina	CHI 	Ope F	38.1m (125ft)	39.5m (130ft)		0.0	723.47
9	Grathwohl Abbi	USA 	Ope F	38.2m (125ft)	38.0m (125ft)		0.0	681.67
10	Kalkbrenner Erin	USA 	Ope F	34.9m (115ft)	36.2m (119ft)		0.0	617.36

Open Men Jump Results




Homologation: World record

	Name	Country	Categ.	Round 1	Semi Final	Final	Pts	Overall
1	Schipner Bojan	GER 	Ope M	66.5m (218ft)	66.3m (218ft)	70.2m (230ft)	70.2	1215.05
2	Dodd Ryan	CAN 	Ope M	67.9m (223ft)	66.9m (219ft)	67.5m (221ft)	67.5	1153.23
3	Sharman Damien	GBR 	Ope M	58.8m (193ft)	65.2m (214ft)	66.6m (219ft)	66.6	1118.28
4	Morozov Igor	RUS 	Ope M	62.9m (206ft)	64.0m (210ft)	66.3m (218ft)	66.3	1110.22
5	Miranda Rodrigo	CHI 	Ope M	57.9m (190ft)	60.7m (199ft)	65.3m (214ft)	65.3	1083.33
6	Sedlmajer Adam	CZE 	Ope M	53.6m (176ft)	59.6m (196ft)	62.2m (204ft)	62.2	1000.00
7	Worden Zack	USA 	Ope M	60.8m (199ft)	62.8m (206ft)	62.0m (203ft)	62.0	1016.13
8	Ritter Emile	CHI 	Ope M	56.3m (185ft)	60.3m (198ft)	59.9m (197ft)	59.9	948.92
9	Garcia Taylor	USA 	Ope M	60.4m (198ft)	59.1m (194ft)		0.0	951.61
10	Briant Joshua	AUS 	Ope M	54.3m (178ft)	57.7m (189ft)		0.0	879.03
11	Jeong Jimin	KOR 	Ope M	54.4m (178ft)	52.5m (172ft)		0.0	790.32
12	Siemers Jimmy	USA 	Ope M	59.7m (196ft)			0.0	932.80
13	Outram Luke	GBR 	Ope M	53.4m (175ft)			0.0	763.44
14	Wallent Joshua	AUS 	Ope M	52.9m (174ft)			0.0	750.00
15	Zendler Tyce	AUS 	Ope M	51.8m (170ft)			0.0	720.43
16	Kalkbrenner Cole	USA 	Ope M	50.1m (164ft)			0.0	674.73
17	Nelson Cranfield Trent	AUS 	Ope M	48.8m (160ft)			0.0	639.78
18	Harber Harrison	AUS 	Ope M	47.8m (157ft)			0.0	612.90
19	Donaldson Karl	NZL 	Ope M	45.7m (150ft)			0.0	556.45
20	Mcdonald Jake	AUS 	Ope M	45.4m (149ft)			0.0	548.39
21	Carmichael Ryan	AUS 	Ope M	44.2m (145ft)			0.0	516.13
22	Browne Matthew	AUS 	Ope M	42.7m (140ft)			0.0	475.81
23	Dunkley Travis	AUS 	Ope M	41.1m (135ft)			0.0	432.80

Open Women Overall Results

	Name	Country	Categ.	Slalom	Tricks	Jump	Overall
1	Lucine Clementine	FRA 	Ope F	829.27	1000.00	1000.00	2829.27
2	Mc Clintock Whitney	CAN 	Ope F	1000.00	571.27	983.92	2555.19
3	Grathwohl Abbi	USA 	Ope F	780.49	608.89	681.67	2071.05
4	Gonzalez Valentina	CHI 	Ope F	658.54	680.73	723.47	2062.74

Open Men Overall Results

	Name	Country	Categ.	Slalom	Tricks	Jump	Overall
1	Sedlmajer Adam	CZE 	Ope M	1000.00	973.61	1000.00	2973.61
2	Briant Joshua	AUS 	Ope M	842.11	1000.00	879.03	2721.14
3	Outram Luke	GBR 	Ope M	684.21	558.69	763.44	2006.34

Chief Judge

Homologator

Scorer