

**Under 17 Girls Slalom Results**

Homologation: Ranking List

	Name	Country	Categ.	Round 1	Round 2	Pts	Overall
1	De Osma Alejandra	PER	U17 F	1.00/55/11.25	4.00/55/12.00	71.00	1000.00
2	Austin Bailey	USA	U17 F	3.50/55/12.00	1.00/55/11.25	70.50	1000.00
3	Grathwohl Abbi	USA	U17 F	3.50/55/12.00	3.50/55/12.00	67.00	905.41
4	Gay Anna	USA	U17 F	2.50/55/12.00	2.00/55/12.00	64.50	878.38
5	Gonzalez Valentina	CHI	U17 F	2.00/55/12.00	2.00/55/12.00	64.00	864.86
6	Ah Reum Han	KOR	U17 F	1.00/55/12.00	0.50/55/12.00	61.50	837.84
7	Miller Katelyn	AUS	U17 F	2.00/55/12.00	2.50/55/13.00	58.50	864.86
8	Wooderson Casey	AUS	U17 F	3.50/55/13.00	4.00/55/13.00	55.50	756.76
9	Garcia Alexandra	USA	U17 F	2.00/55/13.00	5.50/55/14.25	49.50	702.70
10	Ferguson Molly	AUS	U17 F	3.00/55/13.00	4.50/55/14.25	49.50	729.73
11	Simmonds Tayla	AUS	U17 F	2.00/55/14.25	5.00/55/14.25	43.00	621.62
12	Yoong-Hanifah Aaliyah	MAS	U17 F	3.50/55/16.00	3.50/55/14.25	37.00	581.08
13	Mcgrady Briana	AUS	U17 F	0.50/55/16.00		12.50	337.84

**Under 17 Girls Tricks Results**

Homologation: Ranking List

	Name	Country	Categ.	Round 1	Round 2	Pts	Overall
1	Ross Neilly	CAN	U17 F	9920	9920	19840	1456.68
2	Gay Anna	USA	U17 F	8070	9770	17840	1434.65
3	Gonzalez Valentina	CHI	U17 F	4880	6810	11690	1000.00
4	Yoong-Hanifah Aaliyah	MAS	U17 F	5310	5760	11070	845.81
5	De Osma Alejandra	PER	U17 F	4920	4920	9840	722.47
6	Grathwohl Abbi	USA	U17 F	4740	5050	9790	741.56
7	Simmonds Tayla	AUS	U17 F	3390	4650	8040	682.82
8	Miller Katelyn	AUS	U17 F	3110	4740	7850	696.04
9	Wooderson Casey	AUS	U17 F	2900	3360	6260	493.39
10	Mcgrady Briana	AUS	U17 F	2430	3190	5620	468.43
11	Ferguson Sade	AUS	U17 F	2080	2490	4570	365.64

**Under 17 Girls Jump Results**

Homologation: Ranking List



















	Name	Country	Categ.	Round 1	Round 2	Pts	Overall
1	Miller Katelyn	AUS	U17 F	38.4m (126ft)	37.6m (123ft)	76.0	1000.00
2	Gonzalez Valentina	CHI	U17 F	36.5m (120ft)	36.3m (119ft)	72.8	925.20
3	Grathwohl Abbi	USA	U17 F	35.5m (116ft)	35.2m (115ft)	70.7	885.83
4	De Osma Alejandra	PER	U17 F	35.0m (115ft)	35.1m (115ft)	70.1	870.08
5	Mcgrady Briana	AUS	U17 F	34.7m (114ft)	34.9m (115ft)	69.6	862.20
6	Wooderson Casey	AUS	U17 F	34.0m (112ft)	31.1m (102ft)	65.1	826.77
7	Ashcroft Riley	AUS	U17 F	27.7m (91ft)	28.8m (94ft)	56.5	622.05

**Under 17 Girls Overall Results**

	Name	Country	Categ.	Slalom	Tricks	Jump	Overall
1	Gonzalez Valentina	CHI	U17 F	864.86	1000.00	925.20	2790.06
2	De Osma Alejandra	PER	U17 F	1000.00	722.47	870.08	2592.55
3	Miller Katelyn	AUS	U17 F	864.86	696.04	1000.00	2560.90
4	Grathwohl Abbi	USA	U17 F	905.41	741.56	885.83	2532.80
5	Wooderson Casey	AUS	U17 F	756.76	493.39	826.77	2076.92
6	Mcgrady Briana	AUS	U17 F	337.84	468.43	862.20	1668.47
















**Under 17 Boys Slalom Results**

Homologation: Ranking List

	Name	Country	Categ.	Round 1	Round 2	Pts	Overall
1	Christie Jack	AUS 	U17 M	0.50/58/12.00	4.50/58/12.00	65.00	1000.00
2	Debarbieri Angelo	CHI 	U17 M	2.00/58/12.00	0.50/58/12.00	62.50	927.54
3	Dunkley Travis	AUS 	U17 M	0.00/58/12.00	1.00/58/12.00	61.00	898.55
4	Davis Archie	AUS 	U17 M	2.00/58/12.00	3.50/58/13.00	59.50	927.54
5	Swadling Matthew	AUS 	U17 M	0.00/58/13.00	3.50/58/13.00	51.50	797.10
6	Sedgley Adam	AUS 	U17 M	0.50/58/13.00	2.50/58/13.00	51.00	768.12
7	Gibson Taine	NZL 	U17 M	4.00/58/13.00	2.50/58/14.25	48.50	811.59
8	Beare Kurtis	AUS 	U17 M	0.50/58/14.25	3.00/58/13.00	45.50	782.61
9	Donaldson Hugh	NZL 	U17 M	2.00/58/14.25	4.00/58/14.25	42.00	637.68
10	Robertson William	AUS 	U17 M	3.00/58/13.00	1.50/58/16.00	40.50	782.61
11	Garcia Taylor	USA 	U17 M	3.50/58/11.25	0.50/55/18.25	40.00	1144.93
12	Donaldson George	NZL 	U17 M	1.50/58/14.25	0.00/58/14.25	37.50	565.22
13	Wayne Henley	NZL 	U17 M	3.50/55/18.25	5.00/58/13.00	32.50	840.58
14	Mckinnon Ethan	AUS 	U17 M	5.00/55/18.25	4.50/58/14.25	27.50	652.17
15	Stallings Garrett	USA 	U17 M	3.00/55/18.25	0.00/58/13.00	27.00	695.65
16	Ferguson Jackson	AUS 	U17 M	1.50/58/13.00		25.50	739.13
17	Gibson Cody	NZL 	U17 M	3.50/55/18.25	0.00/58/14.25	21.50	521.74
18	Font Diego	MEX 	U17 M	0.00/58/14.25	0.00/55/18.25	18.00	521.74












**Under 17 Boys Tricks Results**

Homologation: Ranking List







	Name	Country	Categ.	Round 1	Round 2	Pts	Overall
1	Font Patricio	MEX 	U17 M	8520	4790	13310	1146.70
2	Font Diego	MEX 	U17 M	6340	5910	12250	853.30
3	Font Pablo	MEX 	U17 M	5120	5910	11030	795.42
4	Davis Archie	AUS 	U17 M	2910	7430	10340	1000.00
5	Christie Bailey	AUS 	U17 M	4800	3970	8770	646.03
6	Christie Jack	AUS 	U17 M	3740	3940	7680	530.28
7	Mckinnon Ethan	AUS 	U17 M	2830	4680	7510	629.88
8	Stallings Garrett	USA 	U17 M	3730	3400	7130	502.02
9	Donaldson Hugh	NZL 	U17 M	3550	2730	6280	477.79
10	Gay Ryan	USA 	U17 M	2110	4150	6260	558.55
11	Kelly Levi	AUS 	U17 M	2790	3170	5960	426.65
12	Mcgrady Jayden	AUS 	U17 M	3430	2430	5860	461.64
13	Dunkley Travis	AUS 	U17 M	3090	2720	5810	415.88
14	Mcgrady Benjamin	AUS 	U17 M	2670	2930	5600	394.35
15	Donaldson George	NZL 	U17 M	2960	2440	5400	398.38

**Under 17 Boys Jump Results**

Homologation: Ranking List

	Name	Country	Categ.	Round 1	Round 2	Pts	Overall
1	Davis Archie	AUS 	U17 M	49.0m (161ft)		49.0	1000.00
2	Gibson Taine	NZL 	U17 M	46.4m (152ft)		46.4	910.34
3	Donaldson Hugh	NZL 	U17 M	42.3m (139ft)		42.3	768.97
4	Dunkley Travis	AUS 	U17 M	41.1m (135ft)		41.1	727.59
4	Gibson Cody	NZL 	U17 M	41.1m (135ft)		41.1	727.59
6	Mckinnon Ethan	AUS 	U17 M	38.8m (127ft)		38.8	648.28
7	Donaldson George	NZL 	U17 M	37.2m (122ft)		37.2	593.10
8	Beare Kurtis	AUS 	U17 M	37.1m (122ft)		37.1	589.66
9	Christie Jack	AUS 	U17 M	35.7m (117ft)		35.7	541.38
10	Kelly Levi	AUS 	U17 M	33.8m (111ft)		33.8	475.86
11	Golsworthy Thomas	AUS 	U17 M	33.4m (110ft)		33.4	462.07

**Under 17 Boys Overall Round 1 Results**

	Name	Country	Categ.	Slalom	Tricks	Jump	Overall
1	Davis Archie	AUS 	U17 M	1000.00	778.07	1000.00	2778.07
2	Christie Jack	AUS 	U17 M	953.12	1000.00	541.38	2494.50
3	Dunkley Travis	AUS 	U17 M	937.50	826.20	727.59	2491.29
4	Donaldson Hugh	NZL 	U17 M	625.00	949.20	768.97	2343.17
5	Donaldson George	NZL 	U17 M	609.38	791.44	593.10	1993.92
6	Mckinnon Ethan	AUS 	U17 M	156.25	756.68	648.28	1561.21

Chief Judge

Homologator

Scorer