



















Men Slalom Results

Homologation: Ranking List

	Name	Country	Categ.	Round 1	Round 2	Pts	Overall
1	Mapple Andy	GBR 	Ope M	2.50/58/12.00	4.50/58/10.75	40.50	1227.27
2	Miller Jason	AUS 	Ope M	1.00/58/11.25	3.00/58/11.25	33.00	1000.00
3	Abel Austin	USA 	Ope M	3.50/58/11.25	2.50/58/11.25	32.50	1015.15
4	Nelson Cranfield Trent	AUS 	Ope M	3.00/58/11.25	1.00/58/11.25	31.00	1000.00
5	Adams William	AUS 	Ope M	4.00/58/12.00	3.50/58/12.00	27.50	848.48
6	Carmichael Ryan	AUS 	Ope M	1.00/58/12.00	4.50/58/13.00	22.50	757.58
7	Neilson Ryan	AUS 	Ope M	2.50/58/14.25	4.00/58/14.25	16.00	484.85
8	Mcdonald Jake	AUS 	Ope M	2.00/58/14.25	3.00/58/14.25	15.00	454.55
9	Daff Toby	AUS 	Ope M	3.50/58/13.00	0.50/58/18.25	0.50	651.52







Women Slalom Results

Homologation: Ranking List

	Name	Country	Categ.	Round 1	Round 2	Pts	Overall
1	Griffiths Stephanie	AUS 	Ope F	3.50/55/12.00	4.00/55/12.00	28.00	1000.00
2	Rauchenwald Tina	AUT 	Ope F	2.00/55/12.00	2.00/55/12.00	26.00	928.57
3	Miller Katelyn	AUS 	Ope F	0.50/55/13.00	0.50/55/12.00	24.50	875.00
4	Carter Chanah	USA 	Ope F	3.00/55/13.00	5.00/55/13.00	23.00	821.43
5	Mcgrady Briana	AUS 	Ope F	3.00/55/13.00	3.00/55/14.25	15.00	750.00
6	Ashcroft Riley	AUS 	Ope F	2.00/55/14.25	2.00/55/14.25	14.00	500.00
7	Viljoen Robyn	RSA 	Ope F	1.50/55/13.00	1.50/55/14.25	13.50	696.43
8	Lochner Sarah	AUS 	Ope F	2.00/55/14.25	5.00/55/16.00	11.00	500.00
9	Colwell Jennifer	AUS 	Ope F	5.00/55/18.25	2.00/55/18.25	2.00	178.57




Under 17 Boys Slalom Results

Homologation: Ranking List

	Name	Country	Categ.	Round 1	Round 2	Pts	Overall
1	Crisp Patrick	AUS 	U17 M	1.50/58/12.00	3.50/58/12.00	99.50	1000.00
2	Godde Brodie	AUS 	U17 M	0.50/58/13.00	3.00/58/12.00	99.00	987.34
3	Mckinnon Ethan	AUS 	U17 M	4.00/58/16.00	3.00/58/14.25	87.00	683.54
4	Browne Matthew	AUS 	U17 M	1.50/58/14.25	4.50/58/16.00	82.50	645.57
5	Robertson William	AUS 	U17 M	4.50/58/18.25	3.50/55/18.25	3.50	417.72
6	Burns Ryan	AUS 	U17 M	2.00/58/12.00	0.00/55/18.25	0.00	962.03


Under 14 Boys Slalom Results

Homologation: Ranking List

	Name	Country	Categ.	Round 1	Round 2	Pts	Overall
1	Christie Bailey	AUS 	U14 M	2.50/55/16.00	2.50/55/14.25	38.50	1000.00
2	Gosling Kye	AUS 	U14 M	4.00/55/16.00	4.00/55/16.00	34.00	883.12
3	Ashcroft Callan	AUS 	U14 M	4.00/55/16.00	2.00/55/16.00	32.00	883.12





Over 55 Men Slalom Results

Homologation: Ranking List

	Name	Country	Categ.	Round 1	Round 2	Pts	Overall
1	Carter Chris	USA 	O55 M	5.00/55/18.25	1.50/55/13.00	91.50	43.50







Men Tricks Results

Homologation: Ranking List

	Name	Country	Categ.	Round 1	Round 2	Pts	Overall
1	Miller Jason	AUS 	Ope M	4210	5710	5710	1000.00
2	Mcdonald Jake	AUS 	Ope M	2090	2870	2870	502.63
3	Nelson Cranfield Trent	AUS 	Ope M	1290	1690	1690	295.97
4	Neilson Ryan	AUS 	Ope M	1140	1070	1070	199.65






Women Tricks Results

Homologation: Ranking List

	Name	Country	Categ.	Round 1	Round 2	Pts	Overall
1	Miller Katelyn	AUS 	Ope F	5380	5490	5490	1000.00
2	Mcgrady Briana	AUS 	Ope F	3510	2560	2560	639.34
3	Lochner Sarah	AUS 	Ope F	1680	2140	2140	389.80
4	Ashcroft Riley	AUS 	Ope F	1770	1910	1910	347.91
5	Griffiths Stephanie	AUS 	Ope F	2390	1900	1900	435.34
6	Colwell Jennifer	AUS 	Ope F	1430	1370	1370	260.47




Under 17 Boys Tricks Results

Homologation: Ranking List

	Name	Country	Categ.	Round 1	Round 2	Pts	Overall
1	Crisp Patrick	AUS 	U17 M	3220	3320	3320	1000.00
2	Mckinnon Ethan	AUS 	U17 M	2680	2800	2800	843.37
3	Godde Brodie	AUS 	U17 M	1330	2490	2490	750.00
4	Burns Ryan	AUS 	U17 M	2330	1850	1850	701.81
5	Browne Matthew	AUS 	U17 M	740	990	990	298.19






Under 14 Boys Tricks Results

Homologation: Ranking List

	Name	Country	Categ.	Round 1	Round 2	Pts	Overall
1	Christie Bailey	AUS 	U14 M	3540	3420	3420	1000.00
2	Ashcroft Callan	AUS 	U14 M	0	1710	1710	483.05
3	Gosling Kye	AUS 	U14 M	1480	820	820	418.08







Men Jump Results

Homologation: Ranking List

	Name	Country	Categ.	Round 1	Round 2	Pts	Overall
1	Miller Jason	AUS 	Ope M	53.2m	52.2m	52.2	1000.00
2	Nelson Cranfield Trent	AUS 	Ope M	50.9m	49.6m	49.6	918.44
3	Siemers Jimmy	USA 	Ope M	63.1m		0.0	1351.06
4	Mcdonald Jake	AUS 	Ope M	44.7m	0.00m	0.0	698.58
5	Carmichael Ryan	AUS 	Ope M	43.7m		0.0	663.12






Women Jump Results

Homologation: Ranking List

	Name	Country	Categ.	Round 1	Round 2	Pts	Overall
1	Rauchenwald Tina	AUT 	Ope F	47.2m	44.1m	44.1	1179.69
2	Griffiths Stephanie	AUS 	Ope F	42.3m	42.6m	42.6	1000.00
3	Miller Katelyn	AUS 	Ope F	36.7m	39.5m	39.5	878.91
4	Ashcroft Riley	AUS 	Ope F	28.2m	26.8m	26.8	437.50
5	Colwell Jennifer	AUS 	Ope F	14.5m	15.1m	15.1	
6	Mcgrady Briana	AUS 	Ope F	32.6m		0.0	609.38



Under 17 Boys Jump Results

Homologation: Ranking List




	Name	Country	Categ.	Round 1	Round 2	Pts	Overall
1	Browne Matthew	AUS 	U17 M	38.2m	43.0m	43.0	874.52
2	Godde Brodie	AUS 	U17 M	46.3m	41.6m	41.6	1000.00
3	Crisp Patrick	AUS 	U17 M	32.0m	35.6m	35.6	593.16
4	Burns Ryan	AUS 	U17 M	42.9m		0.0	870.72
5	Mckinnon Ethan	AUS 	U17 M	30.1m		0.0	384.03

Under 14 Boys Jump Results






Homologation: Ranking List

	Name	Country	Categ.	Round 1	Round 2	Pts	Overall
1	Christie Bailey	AUS 	U14 M	26.9m	25.9m	25.9	1000.00
2	Ashcroft Callan	AUS 	U14 M	21.6m	19.5m	19.5	686.39






Men Overall Results

	Name	Country	Categ.	Slalom	Tricks	Jump	Overall
1	Miller Jason	AUS 	Ope M	1000.00	1000.00	1000.00	3000.00
2	Nelson Cranfield Trent	AUS 	Ope M	1000.00	295.97	918.44	2214.41
3	Mcdonald Jake	AUS 	Ope M	454.55	502.63	698.58	1655.76



Women Overall Results

	Name	Country	Categ.	Slalom	Tricks	Jump	Overall
1	Miller Katelyn	AUS 	Ope F	875.00	1000.00	878.91	2753.91
2	Griffiths Stephanie	AUS 	Ope F	1000.00	435.34	1000.00	2435.34
3	Mcgrady Briana	AUS 	Ope F	750.00	639.34	609.38	1998.72
4	Ashcroft Riley	AUS 	Ope F	500.00	347.91	437.50	1285.41
5	Colwell Jennifer	AUS 	Ope F	178.57	260.47		439.04

Under 17 Boys Overall Results

	Name	Country	Categ.	Slalom	Tricks	Jump	Overall
1	Godde Brodie	AUS 	U17 M	987.34	750.00	1000.00	2737.34
2	Crisp Patrick	AUS 	U17 M	1000.00	1000.00	593.16	2593.16
3	Burns Ryan	AUS 	U17 M	962.03	701.81	870.72	2534.56
4	Mckinnon Ethan	AUS 	U17 M	683.54	843.37	384.03	1910.94
5	Browne Matthew	AUS 	U17 M	645.57	298.19	874.52	1818.28

Under 14 Boys Overall Results

	Name	Country	Categ.	Slalom	Tricks	Jump	Overall
1	Christie Bailey	AUS 	U14 M	1000.00	1000.00	1000.00	3000.00
2	Ashcroft Callan	AUS 	U14 M	883.12	483.05	686.39	2052.56

Chief Judge

Homologator

Scorer