

















































**Open Women Slalom Results**

Homologation: World record

	Name	Country	Categ.	Round 1	Semi Final	Final	Pts
1	Mcclintock Whitney	CAN 	Ope F	2.00/55/11.25	2.50/55/11.25	2.00/55/10.75	38.00
2	Sheers Emma	AUS 	Ope F	0.50/55/11.25	3.50/55/11.25	0.50/55/10.75	36.50
3	Truelove Karen	USA 	Ope F	5.00/55/11.25	1.00/55/11.25	2.00/55/11.25	32.00
4	Krueger Geena	GER 	Ope F	3.00/55/11.25	4.50/55/12.00	1.50/55/11.25	31.50
5	Lucine Clementine	FRA 	Ope F	2.00/55/12.00	1.00/55/11.25	0.50/55/11.25	30.50
6	Lang Erika	USA 	Ope F	2.00/55/12.00	1.00/55/11.25	3.00/55/12.00	27.00
7	Morgan Lauren	USA 	Ope F	3.00/55/12.00	4.50/55/12.00		0.00
8	Haw Makayla	USA 	Ope F	2.50/55/12.00	2.00/55/12.00		0.00
9	Mathieu Marion	FRA 	Ope F	2.00/55/12.00	1.50/55/12.00		0.00
10	Dodd Breanne	CAN 	Ope F	5.00/55/12.00	4.50/55/13.00		0.00
11	Carroll Jacinta	AUS 	Ope F	2.00/55/12.00	3.50/55/13.00		0.00
12	Morgan Jenna	USA 	Ope F	1.00/55/12.00	0.50/55/18.25		0.00
13	Griffiths Stephanie	AUS 	Ope F	1.00/55/12.00			0.00
13	Rauchenwald Tina	AUT 	Ope F	1.00/55/12.00			0.00
15	Oliver Siani	AUS 	Ope F	4.50/55/13.00			0.00
16	De Osma Alejandra	PER 	Ope F	0.00/55/13.00			0.00
16	Miller Katelyn	AUS 	Ope F	0.00/55/13.00			0.00
18	Carter Chanah	USA 	Ope F	5.50/55/14.25			0.00
19	Naser Fernanda	CHI 	Ope F	2.50/55/14.25			0.00
20	Wooderson Casey	AUS 	Ope F	4.50/55/18.25			0.00












**Open Men Slalom Results**

Homologation: World record

	Name	Country	Categ.	Round 1	Semi Final	Final	Pts
1	Smith Nate	USA 	Ope M	1.50/58/10.75	2.00/58/10.25	1.50/58/10.25	43.50
2	Asher William	GBR 	Ope M	0.00/58/10.75	4.00/58/10.75	1.00/58/10.25	43.00
3	Howley Joel	AUS 	Ope M	2.00/58/10.75	3.00/58/10.75	1.00/58/10.25	43.00
4	Mcclintock Jason	CAN 	Ope M	1.50/58/10.75	3.00/58/10.75	4.00/58/10.75	40.00
5	Degasperi Thomas	ITA 	Ope M	0.00/58/10.75	5.00/58/10.75	3.00/58/10.75	39.00
6	Allais Carlo	ITA 	Ope M	3.00/58/11.25	2.50/58/10.75	3.00/58/10.75	39.00
7	Travers Jonathan	USA 	Ope M	3.00/58/11.25	2.50/58/10.75	2.00/58/10.75	38.00
8	Odvarko Daniel	CZE 	Ope M	4.00/58/11.25	3.00/58/10.75	1.00/58/10.75	37.00
9	Adams Nicholas	AUS 	Ope M	4.00/58/11.25	2.00/58/10.75		0.00
10	Ambrosi Sandro	MEX 	Ope M	3.00/58/10.75	1.00/58/10.75		0.00
11	Julio Javier	ARG 	Ope M	3.50/58/11.25	3.50/58/11.25		0.00
12	Diehl Hayden	NZL 	Ope M	3.50/58/11.25	1.50/58/11.25		0.00
12	Miranda Felipe	CHI 	Ope M	3.50/58/11.25	1.50/58/11.25		0.00
14	Brantley Tom	USA 	Ope M	3.00/58/11.25	5.00/58/12.00		0.00
15	Garcia Taylor	USA 	Ope M	4.00/58/11.25	1.00/58/12.00		0.00
16	Mapple Andy	GBR 	Ope M	3.00/58/11.25			0.00
16	Spinelli Luca	ITA 	Ope M	3.00/58/11.25			0.00
16	Wing Joel	AUS 	Ope M	3.00/58/11.25			0.00
19	Winter Terry	USA 	Ope M	2.50/58/11.25			0.00
20	King Alex	NZL 	Ope M	2.00/58/11.25			0.00
21	Bradstreet Timothy	AUS 	Ope M	1.00/58/11.25			0.00
22	Malarczuk Martin	ARG 	Ope M	4.50/58/12.00			0.00
23	Briant Joshua	AUS 	Ope M	2.50/58/12.00			0.00
23	Kolman Martin	CZE 	Ope M	2.50/58/12.00			0.00
25	Heath Calum	GBR 	Ope M	1.00/58/12.00			0.00
26	Abel Austin	USA 	Ope M	0.50/58/12.00			0.00
27	Diehl Morgan	NZL 	Ope M	4.50/58/18.25			0.00
28	Bartalsky Martin	SVK 	Ope M	0.50/58/18.25			0.00

**Open Women Tricks Results**

Homologation: World record

	Name	Country	Categ.	Round 1	Semi Final	Final	Pts
1	Berdnikava Natallia	BLR 	Ope F	8440	8440	9420	9420
2	Lang Erika	USA 	Ope F	9470	8700	9070	9070
3	Mcclintock Whitney	CAN 	Ope F	8180	7950	8730	8730
4	Lucine Clementine	FRA 	Ope F	7700	7570	7750	7750
5	Briant Michale	AUS 	Ope F	5410	7360	7120	7120
6	Carroll Jacinta	AUS 	Ope F	7440	7440	6910	6910
7	Chardin Nancy	FRA 	Ope F	5800	5340		0
8	Simmonds Tayla	AUS 	Ope F	4590	3730		0
9	Miller Katelyn	AUS 	Ope F	4560			0
9	Yoong-Hanifah Aaliyah	MAS 	Ope F	4560			0
11	Mathieu Marion	FRA 	Ope F	4390			0













**Open Men Tricks Results**

Homologation: World record

	Name	Country	Categ.	Round 1	Semi Final	Final	Pts
1	Zharnasek Aliaksei	BLR 	Ope M	11570	11870	11870	11870
2	Ballon Pierre	FRA 	Ope M	10250	8760	11010	11010
3	Desboyaux Franck	FRA 	Ope M	11000	10750	10770	10770
4	Briant Joshua	AUS 	Ope M	11200	10150	10750	10750
5	Kolman Martin	CZE 	Ope M	8980	10560	10560	10560
6	Green Ryan	AUS 	Ope M	8740	9740	9830	9830
7	Mcclintock Jason	CAN 	Ope M	7320	9730	9140	9140
8	Julio Javier	ARG 	Ope M	9060	9290	7820	7820
9	Miranda Felipe	CHI 	Ope M	3410	7820		0
10	Font Diego	MEX 	Ope M	6360	5790		0
11	Font Patricio	MEX 	Ope M	7540	4280		0
12	Wing Joel	AUS 	Ope M	9790	4090		0
























**Open Women Jump Results**

Homologation: World record



	Name	Country	Categ.	Round 1	Semi Final	Final	Pts
1	Carroll Jacinta	AUS 	Ope F	53.8m (177ft)	50.5m (166ft)	53.7m (176ft)	53.7
2	Menestrina Jutta	FIN 	Ope F	46.9m (154ft)	47.8m (157ft)	50.3m (165ft)	50.3
3	Mathieu Marion	FRA 	Ope F	48.7m (160ft)	49.6m (163ft)	49.7m (163ft)	49.7
4	Chardin Nancy	FRA 	Ope F	45.7m (150ft)	46.3m (152ft)	47.1m (155ft)	47.1
5	Morgan Lauren	USA 	Ope F	43.8m (144ft)	45.7m (150ft)	46.7m (153ft)	46.7
6	Berdnikava Natallia	BLR 	Ope F	51.1m (168ft)	51.7m (170ft)	46.3m (152ft)	46.3
7	Mcclintock Whitney	CAN 	Ope F	44.4m (146ft)	44.9m (147ft)		0.0
8	Rauchenwald Tina	AUT 	Ope F	43.3m (142ft)	44.9m (147ft)		0.0
9	Griffiths Stephanie	AUS 	Ope F	40.8m (134ft)			0.0
10	Haw Makayla	USA 	Ope F	39.9m (131ft)			0.0
11	Miller Katelyn	AUS 	Ope F	39.2m (129ft)			0.0
12	Wooderson Casey	AUS 	Ope F	36.1m (118ft)			0.0

**Open Men Jump Results**


Homologation: World record

	Name	Country	Categ.	Round 1	Semi Final	Final	Pts
1	Krueger Freddy	USA 	Ope M	67.0m (220ft)	67.2m (220ft)	69.1m (227ft)	69.1
2	Dodd Ryan	CAN 	Ope M	64.6m (212ft)	67.9m (223ft)	68.5m (225ft)	68.5
3	Schipner Bojan	GER 	Ope M	63.6m (209ft)	65.6m (215ft)	67.2m (220ft)	67.2
4	Morozov Igor	RUS 	Ope M	62.2m (204ft)	62.9m (206ft)	64.3m (211ft)	64.3
5	Miranda Felipe	CHI 	Ope M	59.8m (196ft)	64.3m (211ft)	64.0m (210ft)	64.0
6	Miranda Rodrigo	CHI 	Ope M	57.9m (190ft)	65.5m (215ft)	63.1m (207ft)	63.1
7	Spinelli Luca	ITA 	Ope M	56.5m (185ft)	58.6m (192ft)	63.1m (207ft)	63.1
8	Wing Joel	AUS 	Ope M	55.9m (183ft)	58.6m (192ft)	59.7m (196ft)	59.7
9	Garcia Taylor	USA 	Ope M	57.0m (187ft)	57.6m (189ft)		0.0
10	Ellis Scot	USA 	Ope M	58.1m (191ft)	56.4m (185ft)		0.0
11	Briant Joshua	AUS 	Ope M	56.0m (184ft)	55.9m (183ft)		0.0
12	Green Ryan	AUS 	Ope M	59.5m (195ft)	53.0m (174ft)		0.0
13	Bartalsky Martin	SVK 	Ope M	54.6m (179ft)			0.0
13	King Alex	NZL 	Ope M	54.6m (179ft)			0.0
15	Sharman Damien	GBR 	Ope M	54.0m (177ft)			0.0
16	Kolman Martin	CZE 	Ope M	52.7m (173ft)			0.0
17	Weninger Matthew	CAN 	Ope M	52.2m (171ft)			0.0
18	Poole Thomas	GBR 	Ope M	50.1m (164ft)			0.0
19	Miller Jason	AUS 	Ope M	49.2m (161ft)			0.0
20	Nelson Cranfield Trent	AUS 	Ope M	48.7m (160ft)			0.0
21	Martin Tim	AUS 	Ope M	46.5m (153ft)			0.0
22	Mcgrady Jayden	AUS 	Ope M	45.1m (148ft)			0.0
23	Carmichael Ryan	AUS 	Ope M	42.0m (138ft)			0.0

**Open Women Overall Results**

	Name	Country	Categ.	Slalom	Tricks	Jump	
1	Mcclintock Whitney	CAN 	Ope F	1000.00	1000.00	758.15	2758.15
2	Carroll Jacinta	AUS 	Ope F	684.21	852.23	1000.00	2536.44
3	Mathieu Marion	FRA 	Ope F	684.21	502.86	888.59	2075.66
4	Miller Katelyn	AUS 	Ope F	473.68	522.34	603.26	1599.28

**Open Men Overall Results**

	Name	Country	Categ.	Slalom	Tricks	Jump	
1	Wing Joel	AUS 	Ope M	985.07	874.11	882.95	2742.13
2	Miranda Felipe	CHI 	Ope M	1000.00	698.21	1000.00	2698.21
3	Briant Joshua	AUS 	Ope M	791.04	1000.00	788.80	2579.84
4	Kolman Martin	CZE 	Ope M	791.04	942.86	704.83	2438.73

Chief Judge  
Jeff SmithHomologator  
Nigel TalamoScorer  
Dana Garcia