































Under 17 Girls Slalom Results

Homologation: Ranking List

	Name	Country	Categ.	Round 1	Round 2	Pts
1	De Osma Alejandra	PER 	U17 F	1.00/55/12.00	5.00/55/13.00	60.00
2	Morgan Jenna	USA 	U17 F	1.50/55/12.00	4.50/55/13.00	60.00
3	Miller Katelyn	AUS 	U17 F	1.00/55/12.00	2.50/55/14.25	51.50
4	Carter Chanah	USA 	U17 F	3.50/55/13.00	5.00/55/14.25	50.50
5	Mcgrady Briana	AUS 	U17 F	5.00/55/14.25	0.50/55/14.25	41.50
6	Wooderson Casey	AUS 	U17 F	1.50/55/14.25	3.50/55/14.25	41.00
7	Weeks Maxine	AUS 	U17 F	2.00/55/14.25	2.00/55/18.25	28.00
8	Garcia Alexandra	USA 	U17 F	4.00/55/16.00	5.00/55/18.25	27.00
9	Viljoen Robyn	RSA 	U17 F	0.50/55/13.00	4.00/49	24.50
10	Naser Fernanda	CHI 	U17 F	0.00/55/14.25	4.00/49	18.00
11	Ashcroft Riley	AUS 	U17 F	2.00/55/16.00	1.50/49	14.00









Under 17 Boys Slalom Results

Homologation: Ranking List

	Name	Country	Categ.	Round 1	Round 2	Pts
1	Garcia Taylor	USA 	U17 M	5.00/58/12.00	2.00/58/12.00	67.00
2	Williams Curtis	NZL 	U17 M	2.50/58/12.00	4.00/58/12.00	66.50
3	Potts Adam	AUS 	U17 M	2.50/58/12.00	3.00/58/12.00	65.50
4	Harber Harrison	AUS 	U17 M	2.00/58/12.00	3.00/58/12.00	65.00
5	Font Diego	MEX 	U17 M	1.00/58/12.00	3.00/58/12.00	64.00
6	Crisp Patrick	AUS 	U17 M	4.00/58/13.00	1.50/58/12.00	59.50
7	Wallent Joshua	AUS 	U17 M	3.50/58/13.00	1.50/58/12.00	59.00
8	De Osma Rafael	PER 	U17 M	3.50/58/13.00	0.50/58/12.00	58.00
9	Dunkley Travis	AUS 	U17 M	1.50/58/12.00	1.50/58/13.00	57.00
10	Angulo Joaquin	MEX 	U17 M	3.00/58/13.00	1.50/58/13.00	52.50
11	Burns Ryan	AUS 	U17 M	3.00/58/14.25	2.50/58/13.00	47.50
12	Christie Jack	AUS 	U17 M	0.50/58/12.00	1.50/58/16.00	44.00
13	Potts Cameron	AUS 	U17 M	4.00/58/16.00	1.00/58/13.00	41.00
14	Wayne Henley	NZL 	U17 M	2.00/58/12.00	4.00/52	32.00
15	Sedgley Adam	AUS 	U17 M	3.50/52	4.00/58/14.25	22.00
16	Mcgrady Jayden	AUS 	U17 M	1.50/52	4.50/58/16.00	16.50
17	Godde Brodie	AUS 	U17 M	2.50/58/16.00	4.50/52	14.50
18	Mckinnon Ethan	AUS 	U17 M	5.00/52	0.50/58/18.25	6.50
19	Veal Jake	AUS 	U17 M	4.50/52	2.50/52	0.00













Under 17 Girls Tricks Results

Homologation: Ranking List

	Name	Country	Categ.	Round 1	Round 2	Pts
1	Simmonds Tayla	AUS 	U17 F	5340	5640	10980
2	Yoong-Hanifah Aaliyah	MAS 	U17 F	6060	4010	10070
3	De Osma Alejandra	PER 	U17 F	4730	4750	9480
4	Miller Katelyn	AUS 	U17 F	4950	4400	9350
5	Naser Fernanda	CHI 	U17 F	4550	4400	8950
6	Mcgrady Briana	AUS 	U17 F	3420	3610	7030
7	Morgan Jenna	USA 	U17 F	2490	2940	5430
8	Wooderson Casey	AUS 	U17 F	3550	1830	5380








Under 17 Boys Tricks Results

Homologation: Ranking List

	Name	Country	Categ.	Round 1	Round 2	Pts
1	Font Diego	MEX 	U17 M	6110	6490	12600
2	Font Patricio	MEX 	U17 M	4090	7070	11160
3	De Osma Rafael	PER 	U17 M	5480	5180	10660
4	Potts Adam	AUS 	U17 M	4670	5320	9990
5	Wallent Joshua	AUS 	U17 M	5230	4460	9690
6	Mcgrady Jayden	AUS 	U17 M	4020	3280	7300
7	Christie Jack	AUS 	U17 M	3340	3840	7180
8	Williams Curtis	NZL 	U17 M	4060	3090	7150
9	Potts Cameron	AUS 	U17 M	3980	2960	6940
10	Christie Bailey	AUS 	U17 M	3290	3520	6810
11	Crisp Patrick	AUS 	U17 M	2970	3030	6000
12	Mckinnon Ethan	AUS 	U17 M	1950	2900	4850















Under 17 Girls Jump Results

Homologation: Ranking List





	Name	Country	Categ.	Round 1	Round 2	Pts
1	Miller Katelyn	AUS 	U17 F	37.9m (124ft)	37.0m (121ft)	74.9
2	De Osma Alejandra	PER 	U17 F	36.7m (120ft)	30.4m (100ft)	67.1
3	Weeks Maxine	AUS 	U17 F	32.1m (105ft)	33.3m (109ft)	65.4
4	Mcgrady Briana	AUS 	U17 F	32.8m (108ft)	32.3m (106ft)	65.1
5	Wooderson Casey	AUS 	U17 F	33.0m (108ft)	31.8m (104ft)	64.8
6	Ashcroft Riley	AUS 	U17 F	26.4m (87ft)	29.7m (97ft)	56.1
7	Naser Fernanda	CHI 	U17 F	0.00m (0ft)		0.0

Under 17 Boys Jump Results









Homologation: Ranking List

	Name	Country	Categ.	Round 1	Round 2	Pts
1	Wallent Joshua	AUS 	U17 M	54.3m (178ft)	56.8m (186ft)	111.1
2	Godde Brodie	AUS 	U17 M	44.7m (147ft)	43.9m (144ft)	88.6
3	Williams Curtis	NZL 	U17 M	42.5m (139ft)	43.7m (143ft)	86.2
4	Mcgrady Jayden	AUS 	U17 M	45.9m (151ft)	40.2m (132ft)	86.1
5	Dunkley Travis	AUS 	U17 M	43.0m (141ft)	41.1m (135ft)	84.1
6	Burns Ryan	AUS 	U17 M	41.7m (137ft)	41.6m (136ft)	83.3
7	Harber Harrison	AUS 	U17 M	40.3m (132ft)	39.8m (131ft)	80.1
8	Eastley Connor	AUS 	U17 M	43.5m (143ft)	34.8m (114ft)	78.3
9	Potts Cameron	AUS 	U17 M	36.5m (120ft)	39.3m (129ft)	75.8
10	Crisp Patrick	AUS 	U17 M	37.5m (123ft)	35.6m (117ft)	73.1
11	Christie Jack	AUS 	U17 M	34.4m (113ft)	34.1m (112ft)	68.5
12	Mckinnon Ethan	AUS 	U17 M	33.6m (110ft)	34.5m (113ft)	68.1
13	Browne Matthew	AUS 	U17 M	43.3m (142ft)	0.00m (0ft)	43.3
14	De Osma Rafael	PER 	U17 M	0.00m (0ft)	38.1m (125ft)	38.1

Under 17 Girls Overall Results

	Name	Country	Categ.	Slalom	Tricks	Jump	
1	Miller Katelyn	AUS 	U17 F	1000.00	1000.00	1000.00	3000.00
2	De Osma Alejandra	PER 	U17 F	1000.00	959.60	951.81	2911.41
3	Mcgrady Briana	AUS 	U17 F	741.94	729.29	795.18	2266.41
4	Wooderson Casey	AUS 	U17 F	693.55	717.17	803.21	2213.93

Under 17 Boys Overall Results

	Name	Country	Categ.	Slalom	Tricks	Jump	
1	Wallent Joshua	AUS 	U17 M	926.47	954.38	1000.00	2880.85
2	De Osma Rafael	PER 	U17 M	897.06	1000.00	491.85	2388.91
3	Williams Curtis	NZL 	U17 M	1000.00	740.88	644.02	2384.90
4	Christie Jack	AUS 	U17 M	897.06	700.73	391.30	1989.09
5	Potts Cameron	AUS 	U17 M	735.29	726.28	524.46	1986.03
6	Crisp Patrick	AUS 	U17 M	926.47	552.92	475.54	1954.93
7	Mcgrady Jayden	AUS 	U17 M	485.29	733.58	703.80	1922.67
8	Mckinnon Ethan	AUS 	U17 M	191.18	529.20	394.02	1114.40

Chief Judge
Jeff SmithHomologator
Nigel TalamoScorer
Dana Garcia