











Under 14 Girls Slalom Results

Homologation: Ranking List

	Name	Country	Categ.	Round 1	Round 2	Pts	Overall
1	Ferguson Molly	AUS 	U14 F	3.50/52/14.25	0.50/52/12.00	172.00	1000.00
2	Simmonds Tayla	AUS 	U14 F	2.00/52/14.25	2.00/52/13.00	166.00	925.62
3	Ferguson Sade	AUS 	U14 F	0.50/52/14.25	2.00/52/13.00	164.50	925.62
4	Hamilton Georgia	NZL 	U14 F	3.00/52/16.00	3.00/52/16.00	150.00	743.80
5	Williams Courtney	NZL 	U14 F	5.00/52	4.00/52/16.00	147.00	760.33






Under 14 Girls Tricks Results

Homologation: Ranking List





	Name	Country	Categ.	Round 1	Round 2	Pts	Overall
1	Simmonds Tayla	AUS 	U14 F	5920	4700	10620	1000.00
2	Williams Courtney	NZL 	U14 F	2170	2930	5100	494.93
3	Ferguson Sade	AUS 	U14 F	2910	1540	4450	491.55
4	Ferguson Molly	AUS 	U14 F	1270	1610	2880	271.96
5	Hamilton Georgia	NZL 	U14 F	860	860	1720	145.27

Under 14 Girls Jump Results

Homologation: Ranking List










	Name	Country	Categ.	Round 1	Round 2	Pts	Overall
1	Ferguson Sade	AUS 	U14 F	18.7m	21.8m	40.5	1000.00
2	Ferguson Molly	AUS 	U14 F	18.6m	18.5m	37.1	783.78
3	Williams Courtney	NZL 	U14 F	16.8m	17.1m	33.9	682.43
4	Simmonds Tayla	AUS 	U14 F	14.8m	15.7m	30.5	587.84
5	Hamilton Georgia	NZL 	U14 F	0.00m	0.00m	0.0	

Under 14 Girls Overall Results

	Name	Country	Categ.	Slalom	Tricks	Jump	Overall
1	Simmonds Tayla	AUS 	U14 F	925.62	1000.00	587.84	2513.46
2	Ferguson Sade	AUS 	U14 F	925.62	491.55	1000.00	2417.17
3	Ferguson Molly	AUS 	U14 F	1000.00	271.96	783.78	2055.74
4	Williams Courtney	NZL 	U14 F	760.33	494.93	682.43	1937.69










Under 14 Boys Slalom Results

Homologation: Ranking List

	Name	Country	Categ.	Round 1	Round 2	Pts	Overall
1	Christie Jack	AUS 	U14 M	3.00/55/12.00	1.00/55/11.25	106.00	1000.00
2	Davis Charlie	AUS 	U14 M	1.50/55/13.00	4.00/55/14.25	83.50	790.91
3	Christie Bailey	AUS 	U14 M	2.50/55/14.25	5.25/55/14.25	79.75	750.00
4	Davis Mack	AUS 	U14 M	2.00/55/14.25	3.50/55/14.25	77.50	718.18
5	Hamilton Blake	NZL 	U14 M	2.00/55/14.25	1.00/55/14.25	75.00	690.91
6	Gibson Will	NZL 	U14 M	4.00/55/16.00	2.00/55/14.25	72.00	690.91
7	Ashcroft Callan	AUS 	U14 M	1.00/55/16.00	2.25/55/16.00	63.25	586.36
8	Woodman Lachlan	NZL 	U14 M	3.50/52	2.00/55/16.00	53.50	581.82
9	Williams Mitchell	NZL 	U14 M	4.00/46	2.50/43	12.50	181.82









Under 14 Boys Tricks Results

Homologation: Ranking List









	Name	Country	Categ.	Round 1	Round 2	Pts	Overall
1	Davis Mack	AUS 	U14 M	4140	4310	8450	1000.00
2	Christie Jack	AUS 	U14 M	3010	4060	7070	942.00
3	Davis Charlie	AUS 	U14 M	4210	1290	5500	976.80
4	Christie Bailey	AUS 	U14 M	2480	2900	5380	672.85
5	Ashcroft Callan	AUS 	U14 M	2370	2170	4540	549.88
6	Williams Mitchell	NZL 	U14 M	1370	1290	2660	317.87
7	Hamilton Blake	NZL 	U14 M	1290	1140	2430	299.30
8	Woodman Lachlan	NZL 	U14 M	980	1210	2190	280.74
9	Gibson Will	NZL 	U14 M	810	810	1620	187.94

Under 14 Boys Jump Results

Homologation: Ranking List






	Name	Country	Categ.	Round 1	Round 2	Pts	Overall
1	Christie Jack	AUS 	U14 M	32.0m	35.1m	67.1	1000.00
2	Woodman Lachlan	NZL 	U14 M	26.4m	27.4m	53.8	693.23
3	Christie Bailey	AUS 	U14 M	25.0m	28.5m	53.5	737.05
4	Davis Charlie	AUS 	U14 M	23.4m	28.2m	51.6	725.10
5	Davis Mack	AUS 	U14 M	22.4m	24.9m	47.3	593.63
6	Gibson Will	NZL 	U14 M	21.6m	24.3m	45.9	569.72
7	Ashcroft Callan	AUS 	U14 M	19.2m	20.5m	39.7	418.33
8	Hamilton Blake	NZL 	U14 M	15.1m	15.2m	30.3	207.17

Under 14 Boys Overall Results

	Name	Country	Categ.	Slalom	Tricks	Jump	Overall
1	Christie Jack	AUS 	U14 M	1000.00	942.00	1000.00	2942.00
2	Davis Charlie	AUS 	U14 M	790.91	976.80	725.10	2492.81
3	Davis Mack	AUS 	U14 M	718.18	1000.00	593.63	2311.81
4	Christie Bailey	AUS 	U14 M	750.00	672.85	737.05	2159.90
5	Woodman Lachlan	NZL 	U14 M	581.82	280.74	693.23	1555.79
6	Ashcroft Callan	AUS 	U14 M	586.36	549.88	418.33	1554.57
7	Gibson Will	NZL 	U14 M	690.91	187.94	569.72	1448.57
8	Hamilton Blake	NZL 	U14 M	690.91	299.30	207.17	1197.38







Under 17 Girls Slalom Results

Homologation: Ranking List

	Name	Country	Categ.	Round 1	Round 2	Pts	Overall
1	Wooderson Casey	AUS 	U17 F	3.50/55/13.00	3.50/55/13.00	67.00	971.01
2	Miller Katelyn	AUS 	U17 F	4.50/55/13.00	2.50/55/13.00	67.00	1000.00
3	Mcgrady Briana	AUS 	U17 F	3.00/55/14.25	2.00/55/13.00	59.00	927.54
4	O'Toole Sarah	AUS 	U17 F	2.00/55/16.00	3.50/55/16.00	41.50	623.19
5	Meade Lily	NZL 	U17 F	2.00/55/16.00	2.00/55/16.00	40.00	579.71







Under 17 Girls Tricks Results

Homologation: Ranking List






	Name	Country	Categ.	Round 1	Round 2	Pts	Overall
1	Miller Katelyn	AUS 	U17 F	5480	6040	11520	1000.00
2	Mcgrady Briana	AUS 	U17 F	3490	3400	6890	577.81
3	Meade Lily	NZL 	U17 F	3110	2930	6040	514.90
4	O'Toole Sarah	AUS 	U17 F	2380	3470	5850	574.50
5	Wooderson Casey	AUS 	U17 F	2010	3470	5480	574.50
6	Woodman Gabriella	NZL 	U17 F	1120	1030	2150	185.43

Under 17 Girls Jump Results

Homologation: Ranking List











	Name	Country	Categ.	Round 1	Round 2	Pts	Overall
1	Miller Katelyn	AUS 	U17 F	37.4m	38.3m	75.7	1000.00
2	Wooderson Casey	AUS 	U17 F	35.4m	37.2m	72.6	956.52
3	Mcgrady Briana	AUS 	U17 F	33.1m	34.1m	67.2	833.99
4	O'Toole Sarah	AUS 	U17 F	26.8m	26.7m	53.5	545.45
5	Meade Lily	NZL 	U17 F	23.7m	23.9m	47.6	430.83
6	Woodman Gabriella	NZL 	U17 F	21.7m	24.1m	45.8	438.74

Under 17 Girls Overall Results

	Name	Country	Categ.	Slalom	Tricks	Jump	Overall
1	Miller Katelyn	AUS 	U17 F	1000.00	1000.00	1000.00	3000.00
2	Wooderson Casey	AUS 	U17 F	971.01	574.50	956.52	2502.03
3	Mcgrady Briana	AUS 	U17 F	927.54	577.81	833.99	2339.34
4	O'Toole Sarah	AUS 	U17 F	623.19	574.50	545.45	1743.14
5	Meade Lily	NZL 	U17 F	579.71	514.90	430.83	1525.44










Under 17 Boys Slalom Results

Homologation: Ranking List

	Name	Country	Categ.	Round 1	Round 2	Pts	Overall
1	Dunkley Travis	AUS 	U17 M	2.50/58/13.00	1.00/58/12.00	69.50	1000.00
2	Wayne Henley	NZL 	U17 M	4.00/58/14.25	2.00/58/12.00	66.00	1027.03
3	Mcgrady Jayden	AUS 	U17 M	2.00/58/13.00	2.00/58/13.00	64.00	864.86
4	Mc Kenzie Conrad	NZL 	U17 M	2.00/58/13.00	2.00/58/13.00 <small>(Tiebreak: 2.00/58/13.00)</small>	64.00	864.86
5	Donaldson Hugh	NZL 	U17 M	2.50/58/14.25	4.00/58/14.25	54.50	756.76
6	Donaldson George	NZL 	U17 M	3.50/58/16.00	2.00/58/13.00	53.50	864.86
7	Hickey Sean	NZL 	U17 M	4.50/58/18.25	4.00/58/16.00	38.50	594.59
8	Engel Jack	NZL 	U17 M	0.50/55/18.25	1.00/58/13.00	37.50	837.84
9	Potts Cameron	AUS 	U17 M	3.50/55/18.25	1.50/58/14.25	35.00	689.19
10	Godde Brodie	AUS 	U17 M	5.00/58/14.25	1.00/55/18.25	30.00	783.78









Under 17 Boys Tricks Results

Homologation: Ranking List









	Name	Country	Categ.	Round 1	Round 2	Pts	Overall
1	Potts Cameron	AUS 	U17 M	4520	4250	8770	918.70
2	Mcgrady Jayden	AUS 	U17 M	3190	4920	8110	1000.00
3	Donaldson George	NZL 	U17 M	3730	4190	7920	851.63
4	Donaldson Hugh	NZL 	U17 M	3950	3550	7500	802.85
5	Dunkley Travis	AUS 	U17 M	2870	2170	5040	583.33
6	Godde Brodie	AUS 	U17 M	2090	2630	4720	534.55
7	Mc Kenzie Conrad	NZL 	U17 M	2220	2380	4600	483.74
8	Engel Jack	NZL 	U17 M	1690	2200	3890	447.15
9	Hickey Sean	NZL 	U17 M	1690	1360	3050	343.50

Under 17 Boys Jump Results

Homologation: Ranking List







	Name	Country	Categ.	Round 1	Round 2	Pts	Overall
1	Mcgrady Jayden	AUS 	U17 M	42.9m	44.3m	87.2	1000.00
2	Godde Brodie	AUS 	U17 M	43.3m	42.2m	85.5	958.85
3	Potts Cameron	AUS 	U17 M	41.5m	41.1m	82.6	884.77
4	Dunkley Travis	AUS 	U17 M	36.5m	40.5m	77.0	843.62
5	Donaldson Hugh	NZL 	U17 M	34.6m	35.2m	69.8	625.51
6	Mc Kenzie Conrad	NZL 	U17 M	34.5m	33.5m	68.0	596.71
7	Donaldson George	NZL 	U17 M	33.1m	32.5m	65.6	539.09
8	Hickey Sean	NZL 	U17 M	23.4m	25.1m	48.5	209.88

Under 17 Boys Overall Results

	Name	Country	Categ.	Slalom	Tricks	Jump	Overall
1	Mcgrady Jayden	AUS 	U17 M	864.86	1000.00	1000.00	2864.86
2	Potts Cameron	AUS 	U17 M	689.19	918.70	884.77	2492.66
3	Dunkley Travis	AUS 	U17 M	1000.00	583.33	843.62	2426.95
4	Godde Brodie	AUS 	U17 M	783.78	534.55	958.85	2277.18
5	Donaldson George	NZL 	U17 M	864.86	851.63	539.09	2255.58
6	Donaldson Hugh	NZL 	U17 M	756.76	802.85	625.51	2185.12
7	Mc Kenzie Conrad	NZL 	U17 M	864.86	483.74	596.71	1945.31
8	Hickey Sean	NZL 	U17 M	594.59	343.50	209.88	1147.97







Under 21 Women Slalom Results

Homologation: Ranking List

	Name	Country	Categ.	Round 1	Round 2	Pts	Overall
1	Griffiths Stephanie	AUS 	U21 F	4.00/55/12.00	2.50/55/12.00	78.50	1000.00
2	Gray Jayme	AUS 	U21 F	3.50/55/13.00	3.00/55/13.00	66.50	837.50
3	Colliccoat Anthea	AUS 	U21 F	2.50/55/14.25	2.00/55/13.00	58.50	800.00
4	Donaldson Rachel	NZL 	U21 F	3.00/55/14.25	1.00/55/13.00	58.00	775.00
5	Colliccoat Olivia	AUS 	U21 F	3.50/55/14.25	0.50/55/13.00	58.00	762.50
6	O'Connell Georgia	NZL 	U21 F	3.00/55/14.25	4.50/55/14.25	55.50	712.50





Under 21 Women Tricks Results

Homologation: Ranking List





	Name	Country	Categ.	Round 1	Round 2	Pts	Overall
1	O'Connell Georgia	NZL 	U21 F	4970	4920	9890	1000.00
2	Griffiths Stephanie	AUS 	U21 F	3580	4060	7640	816.90
3	Donaldson Rachel	NZL 	U21 F	3180	3580	6760	720.32
4	Colliccoat Olivia	AUS 	U21 F	3290	3290	6580	661.97
5	Colliccoat Anthea	AUS 	U21 F	3050	3460	6510	696.18
6	Gray Jayme	AUS 	U21 F	2980	3520	6500	708.25

Under 21 Women Jump Results

Homologation: Ranking List










	Name	Country	Categ.	Round 1	Round 2	Pts	Overall
1	Griffiths Stephanie	AUS 	U21 F	44.1m	44.6m	88.7	1000.00
2	O'Connell Georgia	NZL 	U21 F	37.4m	37.9m	75.3	757.25
3	Colliccoat Anthea	AUS 	U21 F	30.0m	31.3m	61.3	518.12
4	Colliccoat Olivia	AUS 	U21 F	27.4m	29.5m	56.9	452.90

Under 21 Women Overall Results

	Name	Country	Categ.	Slalom	Tricks	Jump	Overall
1	Griffiths Stephanie	AUS 	U21 F	1000.00	816.90	1000.00	2816.90
2	O'Connell Georgia	NZL 	U21 F	712.50	1000.00	757.25	2469.75
3	Colliccoat Anthea	AUS 	U21 F	800.00	696.18	518.12	2014.30
4	Colliccoat Olivia	AUS 	U21 F	762.50	661.97	452.90	1877.37










Under 21 Men Slalom Results

Homologation: Ranking List

	Name	Country	Categ.	Round 1	Round 2	Pts	Overall
1	Zendler Tyce	AUS 	U21 M	0.50/58/11.25	1.00/58/11.25	61.50	1000.00
2	Nelson Cranfield Trent	AUS 	U21 M	2.50/58/12.00	0.50/58/11.25	57.00	983.87
3	Wallent Joshua	AUS 	U21 M	0.50/58/11.25	0.00/58/12.00	54.50	983.87
4	Miller Jason	AUS 	U21 M	4.00/58/13.00	3.50/58/12.00	49.50	887.10
5	Williams Curtis	NZL 	U21 M	1.50/58/14.25	2.50/58/12.00	40.00	854.84
6	Gibson Cody	NZL 	U21 M	4.50/58/14.25	3.50/58/14.25	32.00	532.26
7	Mccracken Connor	NZL 	U21 M	5.50/58/16.00	5.00/58/14.25	28.50	548.39
8	Gibson Taine	NZL 	U21 M	4.00/58/13.00	0.00/58/18.25	22.00	709.68
9	Meade Brent	NZL 	U21 M	4.00/58/16.00	4.00/58/16.00	20.00	322.58










Under 21 Men Tricks Results

Homologation: Ranking List










	Name	Country	Categ.	Round 1	Round 2	Pts	Overall
1	Zendler Tyce	AUS 	U21 M	6020	6040	12060	1000.00
2	Wallent Joshua	AUS 	U21 M	5790	4060	9850	958.61
3	Miller Jason	AUS 	U21 M	4740	3370	8110	784.77
4	Mccracken Connor	NZL 	U21 M	3050	3270	6320	541.39
5	Williams Curtis	NZL 	U21 M	1810	3410	5220	564.57
6	Nelson Cranfield Trent	AUS 	U21 M	2150	2350	4500	389.07
7	Gibson Cody	NZL 	U21 M	1630	1460	3090	269.87
8	Gibson Taine	NZL 	U21 M	1280	1730	3010	286.42
9	Meade Brent	NZL 	U21 M	1620	1130	2750	268.21

Under 21 Men Jump Results

Homologation: Ranking List

	Name	Country	Categ.	Round 1	Round 2	Pts	Overall
1	Wallent Joshua	AUS 	U21 M	54.3m	56.5m	110.8	1000.00
2	Miller Jason	AUS 	U21 M	48.3m	52.0m	100.3	857.14
3	Zendler Tyce	AUS 	U21 M	46.4m	51.3m	97.7	834.92
4	Williams Curtis	NZL 	U21 M	47.3m	49.6m	96.9	780.95
5	Nelson Cranfield Trent	AUS 	U21 M	47.0m	49.4m	96.4	774.60
6	Mccracken Connor	NZL 	U21 M	30.6m	37.7m	68.3	403.17
7	Gibson Cody	NZL 	U21 M	32.4m	34.9m	67.3	314.29
8	Gibson Taine	NZL 	U21 M	30.7m	33.8m	64.5	279.37
9	Meade Brent	NZL 	U21 M	38.3m	0.00m	38.3	422.22

Under 21 Men Overall Results

	Name	Country	Categ.	Slalom	Tricks	Jump	Overall
1	Wallent Joshua	AUS 	U21 M	983.87	958.61	1000.00	2942.48
2	Zendler Tyce	AUS 	U21 M	1000.00	1000.00	834.92	2834.92
3	Miller Jason	AUS 	U21 M	887.10	784.77	857.14	2529.01
4	Williams Curtis	NZL 	U21 M	854.84	564.57	780.95	2200.36
5	Nelson Cranfield Trent	AUS 	U21 M	983.87	389.07	774.60	2147.54
6	Mccracken Connor	NZL 	U21 M	548.39	541.39	403.17	1492.95
7	Gibson Taine	NZL 	U21 M	709.68	286.42	279.37	1275.47
8	Gibson Cody	NZL 	U21 M	532.26	269.87	314.29	1116.42
9	Meade Brent	NZL 	U21 M	322.58	268.21	422.22	1013.01

Chief Judge

Homologator

Scorer