






**Under 14 Girls Slalom Results**

Homologation: Ranking List

	Name	Team	Categ.	Round 1	Round 2	Overall
1	Brien Chelsea	*VIC 	U14 F	1.00/52	2.00/34	1000.00
2	Standing Georgia	*SA 	U14 F	0.50/34	1.50/34	40.54
3	Brien Gabrielle	*VIC 	U14 F	2.00/34	1.00/34	54.05


**Under 14 Girls Tricks Results**

Homologation: Ranking List


	Name	Team	Categ.	Round 1	Round 2	Overall
1	Brien Chelsea	*VIC 	U14 F	490	810	1000.00
2	Brien Gabrielle	*VIC 	U14 F	40	60	74.07

**Under 14 Girls Jump Results**

Homologation: Ranking List







	Name	Team	Categ.	Round 1	Round 2	Overall
1	Brien Chelsea	*VIC 	U14 F	15.6m	17.1m	1000.00

**Under 14 Girls Overall Results**

	Name	Team	Categ.	Round 1	Round 2	Overall
1	Brien Chelsea	*VIC 	U14 F	3000.00	3000.00	3000.00




**Under 14 Boys Slalom Results**

Homologation: Ranking List

	Name	Team	Categ.	Round 1	Round 2	Overall
1	Christie Jack	VIC 	U14 M	4.50/55/12.00	3.50/55/12.00	1000.00
2	Christie Bailey	VIC 	U14 M	0.50/55/14.25	3.00/55/14.25	742.86
3	Veal Dylan	*VIC 	U14 M	3.00/43	4.50/55/18.25	542.86
4	Sherry Joseph	*VIC 	U14 M	2.00/52	3.50/52	409.52
5	Gowty Adam	*vic 	U14 M	1.50/43	2.00/49	266.67
6	Ryan Joey	*VIC 	U14 M	4.50/43	1.50/43	85.71




**Under 14 Boys Tricks Results**

Homologation: Ranking List



	Name	Team	Categ.	Round 1	Round 2	Overall
1	Christie Jack	VIC 	U14 M	3220	3520	1000.00
2	Christie Bailey	VIC 	U14 M	2790	3180	903.41
3	Ryan Joey	*VIC 	U14 M	80	290	82.39

**Under 14 Boys Jump Results**

Homologation: Ranking List



	Name	Team	Categ.	Round 1	Round 2	Overall
1	Christie Jack	VIC 	U14 M	25.3m	31.5m	1000.00
2	Christie Bailey	VIC 	U14 M	22.8m	23.7m	637.21
3	Gowty Adam	*vic 	U14 M	11.1m	12.2m	102.33

**Under 14 Boys Overall Results**

	Name	Team	Categ.	Round 1	Round 2	Overall
1	Christie Jack	VIC 	U14 M	3000.00	3000.00	3000.00
2	Christie Bailey	VIC 	U14 M	2283.48	2283.48	2283.48


**Under 17 Girls Slalom Results**

Homologation: Ranking List

	Name	Team	Categ.	Round 1	Round 2	Overall
1	Forsyth Ebony	*  SA	U17 F	4.00/46	1.50/55/18.25	13.50
2	Standing Vanessa	*SA 	U17 F	4.50/46	0.50/49	0.50






**Under 17 Girls Tricks Results**

Homologation: Ranking List

	Name	Team	Categ.	Round 1	Round 2	Overall
1	Standing Vanessa	*SA 	U17 F	450	600	600.00



**Under 17 Boys Slalom Results**

Homologation: Ranking List

	Name	Team	Categ.	Round 1	Round 2	Overall
1	Veal Jake	*VIC 	U17 M	5.50/58/14.25	3.50/58/16.00	1512.82
2	Schulz Andrew	SA 	U17 M	4.50/58/18.25	1.50/58/16.00	1000.00
3	Mcrae Miller	*VIC 	U17 M	0.50/58/18.25	4.00/58/18.25	820.51
4	Millikan Jake	*SA 	U17 M	6.00/49	0.50/55/18.25	333.33
5	Baylis Bode	SA 	U17 M	0.50/52	3.50/52	179.49



**Under 17 Boys Tricks Results**

Homologation: Ranking List



	Name	Team	Categ.	Round 1	Round 2	Overall
1	Baylis Bode	SA 	U17 M	1090	1000	1000.00
2	Schulz Andrew	SA 	U17 M	500	500	458.72

**Under 17 Boys Jump Results**



Homologation: Ranking List

	Name	Team	Categ.	Round 1	Round 2	Overall
1	Baylis Bode	SA 	U17 M	22.4m	24.2m	1000.00
2	Schulz Andrew	SA 	U17 M	14.6m	0.00m	

**Under 17 Boys Overall Results**



	Name	Team	Categ.	Round 1	Round 2	Overall
1	Baylis Bode	SA 	U17 M	2179.49	2179.49	2179.49
2	Schulz Andrew	SA 	U17 M	1458.72	1458.72	1458.72

**Under 21 Women Slalom Results**

	Name	Team	Categ.	Round 1	Round 2	Overall
1	Colliccoat Anthea	VIC 	U21 F	2.00/55/13.00	2.00/55/13.00	1000.00
2	Colliccoat Olivia	*VIC 	U21 F	3.00/55/16.00	4.00/55/14.25	875.00



**Under 21 Women Tricks Results**

Homologation: Ranking List



	Name	Team	Categ.	Round 1	Round 2	Overall
1	Colliccoat Olivia	*VIC 	U21 F	3140	2740	1000.00
2	Colliccoat Anthea	VIC 	U21 F	3010	2360	958.60

**Under 21 Women Jump Results**

Homologation: Ranking List



	Name	Team	Categ.	Round 1	Round 2	Overall
1	Colliccoat Anthea	VIC 	U21 F	26.2m	27.6m	1000.00
2	Colliccoat Olivia	*VIC 	U21 F	23.8m	0.00m	641.51

**Under 21 Women Overall Results**

	Name	Team	Categ.	Round 1	Round 2	Overall
1	Colliccoat Anthea	VIC 	U21 F	2958.60	2958.60	2958.60
2	Colliccoat Olivia	*VIC 	U21 F	2516.51	2516.51	2516.51




**Under 21 Men Slalom Results**

Homologation: Ranking List

	Name	Team	Categ.	Round 1	Round 2	Overall
1	Piggott Benjamin	*SA 	U21 M	4.25/58/18.25	5.25/58/16.00	1000.00
2	Schmidt Jake	*SA 	U21 M	4.00/58/18.25	5.00/58/16.00	977.78



**Under 21 Men Tricks Results**

Homologation: Ranking List



	Name	Team	Categ.	Round 1	Round 2	Overall
1	Crisp Patrick	*VIC 	U21 M	3000	1230	5000.00
2	Piggott Benjamin	*SA 	U21 M	600	520	1000.00
3	Schmidt Jake	*SA 	U21 M	510	500	850.00

**Under 21 Men Jump Results**

Homologation: Ranking List


	Name	Team	Categ.	Round 1	Round 2	Overall
1	Schmidt Jake	*SA 	U21 M	21.1m	25.1m	1000.00
2	Piggott Benjamin	*SA 	U21 M	19.5m		

**Under 21 Men Overall Results**







	Name	Team	Categ.	Round 1	Round 2	Overall
1	Schmidt Jake	*SA 	U21 M	2827.78	2827.78	2827.78
2	Piggott Benjamin	*SA 	U21 M	2000.00	2000.00	2000.00

**Over 21 Men Tricks Results**

Homologation: Ranking List



	Name	Team	Categ.	Round 1	Round 2	Overall
1	Martin Tim.		O21 M	1010	940	1010.00

**Over 35 Men Slalom Results**

	Name	Team	Categ.	Round 1	Round 2	Overall
1	Sparrow Nigel	*VIC 	O35 M	2.50/55/14.25	3.00/55/12.00	3666.67
2	Mcrae Scott	*VIC 	O35 M	2.00/55/13.00	3.00/55/13.00	3000.00
3	Standing Guy	*SA 	O35 M	2.00/52	3.00/55/18.25	1000.00
4	Black Simon	*SA 	O35 M	2.00/55/16.00	4.00/52	1555.56
5	Mitchell Jamie	SA 	O35 M	2.50/55/14.25	0.50/52	2277.78
6	Grey David	*VIC 	O35 M	5.00/52		555.56


**Over 35 Men Tricks Results**

Homologation: Ranking List


	Name	Team	Categ.	Round 1	Round 2	Overall
1	Mcmillan Gavin.		O35 M	2730	2470	3689.19
2	Standing Guy	*SA 	O35 M	650	740	1000.00

**Over 35 Men Jump Results**



Homologation: Ranking List

	Name	Team	Categ.	Round 1	Round 2	Overall
1	Standing Guy	*SA 	O35 M	0.00m	0.00m	

**Over 35 Women Slalom Results**


	Name	Team	Categ.	Round 1	Round 2	Overall
1	Delahunty Timi	*VIC 	O35 F	3.00/49	5.00/49	23.00

**Over 45 Women Slalom Results**

	Name	Team	Categ.	Round 1	Round 2	Overall
1	Standing Angela	SA 	O45 F	2.25/52/16.00	1.00/52/16.00	32.25
2	Tamm Karen	*SA 	O45 F	3.00/40	2.00/49	20.00







**Over 45 Women Tricks Results**

Homologation: Ranking List

	Name	Team	Categ.	Round 1	Round 2	Overall
1	Standing Angela	SA 	O45 F	1210	1070	1210.00


**Over 45 Men Slalom Results**

Homologation: Ranking List

	Name	Team	Categ.	Round 1	Round 2	Overall
1	Baylis Mark	SA 	O45 M	5.00/55/14.25	5.00/55/13.00	1000.00
2	Delgarno Greg	*SA 	O45 M	1.50/55/12.00	4.00/55/13.00	1071.43
3	Gilman Michael	*VIC 	O45 M	4.00/55/13.00	3.00/55/13.00	971.43
4	Martin Lee	*VIC 	O45 M	0.50/55/13.00	1.00/55/16.00	871.43
5	Schmidt Russell	*SA 	O45 M	2.50/55/16.00	3.50/49	585.71
6	Veal Chris	*VIC 	O45 M	2.50/55/14.25	3.00/49	757.14


**Over 45 Men Tricks Results**

Homologation: Ranking List

	Name	Team	Categ.	Round 1	Round 2	Overall
1	Baylis Mark	SA 	O45 M	1160	1610	1000.00


**Over 55 Women Slalom Results**

Homologation: Ranking List

	Name	Team	Categ.	Round 1	Round 2	Overall
1	Crisp Sue	VIC 	O55 F	3.50/52/16.00	5.50/52/16.00	41.50


**Over 55 Women Tricks Results**

Homologation: Ranking List

	Name	Team	Categ.	Round 1	Round 2	Overall
1	Crisp Sue	VIC 	O55 F	970	740	970.00



**Over 55 Men Slalom Results**

Homologation: Ranking List

	Name	Team	Categ.	Round 1	Round 2	Overall
1	Weston David	SA 	O55 M	4.00/55/18.25	3.00/55/16.00	33.00


**Over 65 Men Slalom Results**

Homologation: Ranking List


	Name	Team	Categ.	Round 1	Round 2	Overall
1	Crisp Richard	VIC 	O65 M	4.00/49	2.00/52	1000.00
2	Mcmillan Brian	*VIC 	O65 M	4.00/52	0.50/43	1100.00

**Over 65 Men Tricks Results**




Homologation: Ranking List

	Name	Team	Categ.	Round 1	Round 2	Overall
1	Crisp Richard	VIC 	O65 M	1790	1850	1000.00

**Over 65 Men Overall Results**



	Name	Team	Categ.	Round 1	Round 2	Overall
1	Crisp Richard	VIC 	O65 M	2000.00	2000.00	2000.00

**Open Men Slalom Results**

	Name	Team	Categ.	Round 1	Round 2	Overall
1	Mcmillan Gavin	VIC 	Ope M	2.00/58/11.25	2.00/58/11.25	1163.64
2	Bradstreet Tim	* 	Ope M	4.00/58/13.00	0.50/58/11.25	1109.09
3	Martin Tim	VIC 	Ope M	3.50/58/18.25	3.50/58/12.00	1000.00

**Open Men Jump Results**

Homologation: Ranking List

	Name	Team	Categ.	Round 1	Round 2	Overall
1	Mcmillan Gavin	VIC 	Ope M	48.9m	54.5m	1311.11
2	Martin Tim	VIC 	Ope M	47.5m	47.3m	1000.00

Chief Judge  
Christie Jordan

Homologator

Scorer  
Mcmillan Bec