












**Under 10 Girls Slalom Results**

Homologation: Ranking List






	Name	League	Categ.	Round 1	Round 2	Pts	Overall
1	Simmonds Tayla	NSW 	U10 F	3.00/49/14.25	2.00/49/14.25	113.00	1000.00
2	Ferguson Sade	QLD 	U10 F	1.00/49/14.25	5.00/49/16.00	108.00	964.91
3	Cornale Karmen	*QLD 	U10 F	3.00/28	2.00/28	5.00	52.63
4	Simmonds Ruby	*NSW 	U10 F	1.00/28	1.00/28	2.00	17.54
5	Shaw Isabel	*NSW 	U10 F	2.00/28	0.00/28	2.00	35.09

**Under 10 Girls Tricks Results**

Homologation: Ranking List











	Name	League	Categ.	Round 1	Round 2	Pts	Overall
1	Simmonds Tayla	NSW 	U10 F	3830	3590	7420	1000.00
2	Ferguson Sade	QLD 	U10 F	1570	1340	2910	409.92
3	Simmonds Ruby	*NSW 	U10 F	930	990	1920	258.49
4	Shaw Isabel	*NSW 	U10 F	680	680	1360	177.55
5	Rintoule Tayla	*QLD 	U10 F	320	410	730	107.05
6	Cornale Karmen	*QLD 	U10 F	200	200	400	52.22

**Under 10 Girls Overall Results**

	Name	League	Categ.	Slalom	Tricks	Jump	Overall
1	Simmonds Tayla	NSW 	U10 F	1000.00	1000.00		2000.00
2	Ferguson Sade	QLD 	U10 F	964.91	409.92		1374.83
3	Simmonds Ruby	*NSW 	U10 F	17.54	258.49		276.03
4	Shaw Isabel	*NSW 	U10 F	35.09	177.55		212.64
5	Cornale Karmen	*QLD 	U10 F	52.63	52.22		104.85











**Under 10 Boys Slalom Results**

Homologation: Ranking List










	Name	League	Categ.	Round 1	Round 2	Pts	Overall
1	Christie Bailey	VIC 	U10 M	4.00/49/13.00	5.00/49/13.00	1984.62	1000.00
2	Ashcroft Callan	*NSW 	U10 M	1.00/49/14.25	5.00/49/14.25	1753.84	907.69
3	Sheldon Flynn	*VIC 	U10 M	2.00/49/16.00	3.00/49/16.00	1553.85	784.62
4	Griffiths Ben	*QLD 	U10 M	0.00/49/16.00	2.00/49	1415.38	738.46
5	Mcgrady Benjamin	*NSW 	U10 M	2.50/43	3.00/46	1100.00	600.00
6	Ferguson Fletcher	*QLD 	U10 M	1.00/46	4.50/43	1100.00	569.23
7	O'Toole Joel	*NSW 	U10 M	2.50/28	5.00/43	576.92	538.46
8	Mcgrady Regan	*NSW 	U10 M	2.00/34	2.50/31	346.15	215.38
9	Cornale Lucas	*QLD 	U10 M	2.50/31	1.50/34	338.46	207.69
10	Hooper Josh	*NSW 	U10 M	4.00/28	4.25/28	126.92	65.38

**Under 10 Boys Tricks Results**

Homologation: Ranking List
















	Name	League	Categ.	Round 1	Round 2	Pts	Overall
1	Christie Bailey	VIC 	U10 M	2400	2570	4970	1000.00
2	Griffiths Ben	*QLD 	U10 M	1380	1740	3120	677.04
3	O'Toole Joel	*NSW 	U10 M	1920	1130	3050	747.08
4	Ashcroft Callan	*NSW 	U10 M	1390	1460	2850	568.09
5	Mcgrady Benjamin	*NSW 	U10 M	1430	1150	2580	556.42
6	Mcgrady Regan	*NSW 	U10 M	1360	620	1980	529.18
7	Ferguson Fletcher	*QLD 	U10 M	980	730	1710	381.32
8	Sheldon Flynn	*VIC 	U10 M	910	760	1670	354.09
9	Cornale Lucas	*QLD 	U10 M	200	200	400	77.82
10	Hooper Josh	*NSW 	U10 M	80	80	160	31.13

**Under 10 Boys Overall Results**

	Name	League	Categ.	Slalom	Tricks	Jump	Overall
1	Christie Bailey	VIC 	U10 M	1000.00	1000.00		2000.00
2	Ashcroft Callan	*NSW 	U10 M	907.69	568.09		1475.78
3	Griffiths Ben	*QLD 	U10 M	738.46	677.04		1415.50
4	O'Toole Joel	*NSW 	U10 M	538.46	747.08		1285.54
5	Mcgrady Benjamin	*NSW 	U10 M	600.00	556.42		1156.42
6	Sheldon Flynn	*VIC 	U10 M	784.62	354.09		1138.71
7	Ferguson Fletcher	*QLD 	U10 M	569.23	381.32		950.55
8	Mcgrady Regan	*NSW 	U10 M	215.38	529.18		744.56
9	Cornale Lucas	*QLD 	U10 M	207.69	77.82		285.51











**Under 14 Girls Slalom Results**

Homologation: Ranking List

	Name	League	Categ.	Round 1	Round 2	Pts	Overall
1	Wooderson Casey	*NSW 	U14 F	1.50/52/13.00	2.50/52/13.00	112.00	1000.00
2	Mcgrady Briana	*NSW 	U14 F	1.00/52/13.00	3.00/52/14.25	106.00	973.45
3	Miller Katelyn	*NSW 	U14 F	2.00/52/13.00	1.50/52/14.25	105.50	991.15
4	Ferguson Molly	*QLD 	U14 F	4.00/52/16.00	1.50/52/14.25	95.50	876.11
5	O'Toole Sarah	*NSW 	U14 F	2.50/52/14.25	3.00/52/16.00	95.50	893.81
6	Griffiths Grace	*QLD 	U14 F	3.25/52/16.00	1.00/52/16.00	88.25	800.88
7	Cavanagh Georgia	*WA 	U14 F	4.00/52	2.00/52/16.00	84.00	778.76
8	Quinn Olivia	*QLD 	U14 F	2.50/52/16.00	5.00/49	79.50	787.61
9	Dowding Olivia	*WA 	U14 F	3.25/52	4.00/52	79.25	707.96
10	Land Nicola	*QLD 	U14 F	2.50/52	3.50/52	78.00	699.12
11	Browne Shania	TAS 	U14 F	4.00/52	1.50/52	77.50	707.96
12	Eastley Montanna	TAS 	U14 F	5.50/46	2.50/46	56.00	522.12
13	Barr Libby	TAS 	U14 F	6.00/43	1.50/46	49.50	451.33
14	Causby Danielle	*TAS 	U14 F	1.50/40	5.00/40	30.50	300.88
15	Mollison Rebecca	*QLD 	U14 F	6.00/43	0.00/34	24.00	424.78










**Under 14 Girls Tricks Results**

Homologation: Ranking List









	Name	League	Categ.	Round 1	Round 2	Pts	Overall
1	O'Toole Sarah	*NSW 	U14 F	3480	3340	6820	1000.00
2	Miller Katelyn	*NSW 	U14 F	2770	3240	6010	931.03
3	Wooderson Casey	*NSW 	U14 F	2570	3130	5700	899.43
4	Mcgrady Briana	*NSW 	U14 F	2710	2280	4990	778.74
5	Ferguson Molly	*QLD 	U14 F	1460	1560	3020	448.28
6	Quinn Olivia	*QLD 	U14 F	1110	1160	2270	333.33
7	Griffiths Grace	*QLD 	U14 F	930	930	1860	267.24
8	Browne Shania	TAS 	U14 F	660	1170	1830	336.21
9	Dowding Olivia	*WA 	U14 F	860	860	1720	247.13
10	Eastley Montanna	TAS 	U14 F	480	460	940	137.93

**Under 14 Girls Jump Results**

Homologation: Ranking List

	Name	League	Categ.	Round 1	Round 2	Pts	Overall
1	Mcgrady Briana	*NSW 	U14 F	25.3m	26.1m	51.4	1000.00
2	Wooderson Casey	*NSW 	U14 F	25.8m	23.6m	49.4	984.29
3	O'Toole Sarah	*NSW 	U14 F	20.3m	21.3m	41.6	748.69
4	Browne Shania	TAS 	U14 F	16.8m	15.4m	32.2	513.09
5	Griffiths Grace	*QLD 	U14 F	12.7m	14.7m	27.4	403.14
6	Miller Katelyn	*NSW 	U14 F	0.0m	21.8m	21.8	774.87
7	Quinn Olivia	*QLD 	U14 F	11.0m	10.8m	21.8	209.42
8	Ferguson Molly	*QLD 	U14 F	10.1m	9.4m	19.5	162.30
9	Barr Libby	TAS 	U14 F	11.2m	0.0m	11.2	219.90

**Under 14 Girls Overall Results**

	Name	League	Categ.	Slalom	Tricks	Jump	Overall
1	Wooderson Casey	*NSW 	U14 F	1000.00	899.43	984.29	2883.72
2	Mcgrady Briana	*NSW 	U14 F	973.45	778.74	1000.00	2752.19
3	Miller Katelyn	*NSW 	U14 F	991.15	931.03	774.87	2697.05
4	O'Toole Sarah	*NSW 	U14 F	893.81	1000.00	748.69	2642.50
5	Browne Shania	TAS 	U14 F	707.96	336.21	513.09	1557.26
6	Ferguson Molly	*QLD 	U14 F	876.11	448.28	162.30	1486.69
7	Griffiths Grace	*QLD 	U14 F	800.88	267.24	403.14	1471.26
8	Quinn Olivia	*QLD 	U14 F	787.61	333.33	209.42	1330.36

**Under 14 Boys Slalom Results**

Homologation: Ranking List

	Name	League	Categ.	Round 1	Round 2	Pts	Overall
1	Sedgley Adam	*VIC	U14 M	4.00/55/13.00	4.50/55/13.00	92.50	1056.82
2	Burns Ryan	VIC	U14 M	1.00/55/13.00	2.00/55/13.00	87.00	1000.00
2	Veal Jake	*VIC	U14 M	1.00/55/13.00	2.00/55/13.00	87.00	1000.00
4	Swadling Matthew	*NSW	U14 M	4.00/55/14.25	2.50/55/13.00	84.50	1011.36
5	Eglington Jed	*QLD	U14 M	0.50/55/14.25	3.50/55/13.00	82.00	1034.09
6	Davis Charlie	ACT	U14 M	1.50/55/14.25	4.00/55/14.25	77.50	909.09
7	Christie Jack	*VIC	U14 M	3.50/55/14.25	1.50/55/14.25	77.00	897.73
8	Davis Mack	ACT	U14 M	2.00/55/14.25	2.00/55/14.25	76.00	863.64
9	Ferguson Jackson	*QLD	U14 M	0.50/55/16.00	2.00/55/14.25	68.50	863.64
10	Beatty Benjamin	*QLD	U14 M	3.50/55/16.00	3.00/55/16.00	66.50	761.36
11	Johns Riley	*QLD	U14 M	0.00/55/16.00	0.50/55/16.00	60.50	693.18
12	Golsworthy Thomas	*VIC	U14 M	5.00/52	1.00/55/16.00	54.00	704.55
13	Mcrae Miller	*VIC	U14 M	1.50/55/18.25	2.50/55/18.25	52.00	602.27
14	Rogers Brodie	*QLD	U14 M	5.00/49	3.00/55/18.25	44.00	613.64
15	Mckinnon Ethan	*NSW	U14 M	0.50/55/18.25	1.50/52	44.00	556.82
16	Beare Kurtis	*NSW	U14 M	1.50/52	5.00/52	42.50	522.73
17	Stevens Nicholas	VIC	U14 M	2.50/43	1.50/55/14.25	40.00	852.27
18	Keevers Lachlan	*QLD	U14 M	0.50/43	2.50/55/18.25	27.00	602.27
19	Stevens Jack	*WA	U14 M	0.00/43	5.25/52	23.25	528.41
20	Schouten Jack	*TAS	U14 M	2.00/43	0.50/43	2.50	45.45

**Under 14 Boys Tricks Results**

Homologation: Ranking List

	Name	League	Categ.	Round 1	Round 2	Pts	Overall
1	Davis Charlie	ACT	U14 M	3800	4300	8100	1000.00
2	Davis Mack	ACT	U14 M	3830	3400	7230	890.70
3	Burns Ryan	VIC	U14 M	2640	2640	5280	613.95
4	Swadling Matthew	*NSW	U14 M	1660	1260	2920	386.05
5	Stevens Nicholas	VIC	U14 M	1640	1270	2910	381.40
6	Ferguson Jackson	*QLD	U14 M	1370	1350	2720	318.60
7	Christie Jack	*VIC	U14 M	1050	1570	2620	365.12
8	Mckinnon Ethan	*NSW	U14 M	1020	1170	2190	272.09

**Under 14 Boys Jump Results**

Homologation: Ranking List












	Name	League	Categ.	Round 1	Round 2	Pts	Overall
1	Stevens Nicholas	VIC	U14 M	31.5m	32.2m	63.7	1000.00
2	Burns Ryan	VIC	U14 M	29.2m	31.0m	60.2	945.95
3	Christie Jack	*VIC	U14 M	24.1m	26.2m	50.3	729.73
4	Davis Charlie	ACT	U14 M	23.3m	26.5m	49.8	743.24
5	Davis Mack	ACT	U14 M	16.7m	19.2m	35.9	414.41
6	Mckinnon Ethan	*NSW	U14 M	15.9m	17.4m	33.3	333.33

**Under 14 Boys Overall Results**

	Name	League	Categ.	Slalom	Tricks	Jump	Overall
1	Davis Charlie	ACT	U14 M	909.09	1000.00	743.24	2652.33
2	Burns Ryan	VIC	U14 M	1000.00	613.95	945.95	2559.90
3	Stevens Nicholas	VIC	U14 M	852.27	381.40	1000.00	2233.67
4	Davis Mack	ACT	U14 M	863.64	890.70	414.41	2168.75
5	Christie Jack	*VIC	U14 M	897.73	365.12	729.73	1992.58
6	Mckinnon Ethan	*NSW	U14 M	556.82	272.09	333.33	1162.24









**Under 17 Girls Slalom Results**

Homologation: Ranking List

	Name	League	Categ.	Round 1	Round 2	Pts	Overall
1	Griffiths Stephanie	NSW 	U17 F	1.00/55/12.00	1.50/55/13.00	68.50	1000.00
2	Mulach Bianca	ACT 	U17 F	2.00/55/13.00	2.00/55/13.00	64.00	864.86
3	Lochner Sarah	*VIC 	U17 F	4.00/55/14.25	4.00/55/14.25	56.00	756.76
4	Zendler Brittany	*QLD 	U17 F	3.00/55/14.25	4.00/55/14.25	55.00	756.76
5	Burns Jasmine	*VIC 	U17 F	3.00/55/16.00	1.00/55/14.25	46.00	675.68
6	Weeks Maxine	*QLD 	U17 F	1.00/55/14.25	2.50/55/16.00	45.50	675.68
7	O'Toole Carly	*NSW 	U17 F	5.00/55/16.00	4.00/55/16.00	45.00	621.62
8	Kelly Sarah	*QLD 	U17 F	2.00/55/16.00	2.50/55/18.25	34.50	540.54
9	Purcell Lexie	*QLD 	U17 F	2.00/55/18.25	2.00/55/16.00	34.00	540.54
10	Ashcroft Riley	*NSW 	U17 F	0.00/49	5.00/55/16.00	23.00	621.62
11	Campbell Imogen	*QLD 	U17 F	5.00/52	2.00/49	13.00	297.30







**Under 17 Girls Tricks Results**

Homologation: Ranking List







	Name	League	Categ.	Round 1	Round 2	Pts	Overall
1	Mulach Bianca	ACT 	U17 F	5340	3840	9180	1296.12
2	Griffiths Stephanie	NSW 	U17 F	3360	4120	7480	1000.00
3	Zendler Brittany	*QLD 	U17 F	2450	2340	4790	594.66
4	O'Toole Carly	*NSW 	U17 F	2000	2080	4080	504.85
5	Ashcroft Riley	*NSW 	U17 F	2230	1750	3980	541.26
6	Lochner Sarah	*VIC 	U17 F	2160	1730	3890	524.27
7	Weeks Maxine	*QLD 	U17 F	1900	1550	3450	461.17
8	Burns Jasmine	*VIC 	U17 F	1060	2040	3100	495.15

**Under 17 Girls Jump Results**

Homologation: Ranking List

























	Name	League	Categ.	Round 1	Round 2	Pts	Overall
1	Griffiths Stephanie	NSW 	U17 F	35.9m	39.0m	74.9	1000.00
2	Burns Jasmine	*VIC 	U17 F	25.6m	27.7m	53.3	565.38
3	Weeks Maxine	*QLD 	U17 F	23.8m	26.4m	50.2	515.38
4	Zendler Brittany	*QLD 	U17 F	23.9m	25.5m	49.4	480.77
5	Ashcroft Riley	*NSW 	U17 F	22.7m	23.9m	46.6	419.23
6	Lochner Sarah	*VIC 	U17 F	14.7m	17.7m	32.4	180.77

**Under 17 Girls Overall Results**

	Name	League	Categ.	Slalom	Tricks	Jump	Overall
1	Griffiths Stephanie	NSW 	U17 F	1000.00	1000.00	1000.00	3000.00
2	Zendler Brittany	*QLD 	U17 F	756.76	594.66	480.77	1832.19
3	Burns Jasmine	*VIC 	U17 F	675.68	495.15	565.38	1736.21
4	Weeks Maxine	*QLD 	U17 F	675.68	461.17	515.38	1652.23
5	Ashcroft Riley	*NSW 	U17 F	621.62	541.26	419.23	1582.11
6	Lochner Sarah	*VIC 	U17 F	756.76	524.27	180.77	1461.80















**Under 17 Boys Slalom Results**

Homologation: Ranking List

	Name	League	Categ.	Round 1	Round 2	Pts	Overall
1	Jeude Craig	QLD 	U17 M	4.00/58/11.25	1.50/58/11.25	89.50	1045.45
2	Potts Adam	*QLD 	U17 M	2.50/58/12.00	2.00/58/11.25	82.50	1000.00
3	Davis Archie	ACT 	U17 M	2.00/58/12.00	4.25/58/12.00	78.25	914.77
4	Zendler Tyce	QLD 	U17 M	5.00/58/13.00	4.25/58/12.00	75.25	914.77
5	Fitzsimons Jeffrey	*VIC 	U17 M	1.50/58/13.00	1.00/58/12.00	68.50	840.91
6	Wallent Joshua	SA 	U17 M	4.00/58/13.00	1.50/58/13.00	65.50	772.73
7	Harber Harrison	*QLD 	U17 M	2.00/58/13.00	0.50/58/13.00	62.50	727.27
8	Potts Cameron	*QLD 	U17 M	3.50/58/13.00	2.50/58/14.25	60.00	761.36
9	Ryan Thomas	*VIC 	U17 M	1.50/58/13.00	3.50/58/14.25	59.00	715.91
10	Mcgrady Jayden	*NSW 	U17 M	1.50/58/13.00	2.50/58/14.25	58.00	715.91
11	Godde Brodie	*NSW 	U17 M	3.00/58/14.25	0.50/58/14.25	51.50	613.64
12	Dowding Lewis	WA 	U17 M	2.50/58/16.00	0.50/58/14.25	45.00	556.82
13	Quinn Lachlan	*QLD 	U17 M	4.00/58/18.25	2.00/58/14.25	42.00	590.91
14	Burgess Jarrah	*VIC 	U17 M	2.00/58/14.25	2.50/58/18.25	40.50	590.91
15	Porritt Robert	*QLD 	U17 M	1.00/58/16.00	1.00/58/16.00	38.00	431.82
16	Davis George	ACT 	U17 M	3.50/58/18.25	4.00/58/16.00	37.50	500.00
17	Browne Matthew	TAS 	U17 M	2.50/58/18.25	4.00/58/18.25	30.50	363.64
18	Crisp Patrick	*VIC 	U17 M	3.50/52	2.25/58/14.25	29.75	596.59
19	Piggott Benjamin	SA 	U17 M	3.50/58/14.25	1.00/52	28.50	625.00
20	Schache Dean	*QLD 	U17 M	1.00/58/14.25	2.50/52	27.50	568.18
21	Baylis Bode	*SA 	U17 M	4.25/58/18.25	3.50/52	19.75	369.32
22	Monks Dylan	*VIC 	U17 M	3.00/55/18.25	2.50/55/18.25	17.50	204.55
23	Beare Corey	*NSW 	U17 M	0.50/52	4.25/55/18.25	10.75	232.95
24	Eastley Connor	TAS 	U17 M	4.50/52	1.50/52	6.00	102.27

**Under 17 Boys Tricks Results**

Homologation: Ranking List














	Name	League	Categ.	Round 1	Round 2	Pts	Overall
1	Davis Archie	ACT 	U17 M	7160	7210	14370	1000.00
2	Potts Adam	*QLD 	U17 M	4540	6420	10960	890.43
3	Wallent Joshua	SA 	U17 M	4210	4110	8320	583.91
4	Mcgrady Jayden	*NSW 	U17 M	3710	3170	6880	514.56
5	Zendler Tyce	QLD 	U17 M	2370	4350	6720	603.33
6	Potts Cameron	*QLD 	U17 M	3610	3080	6690	500.69
7	Fitzsimons Jeffrey	*VIC 	U17 M	2760	3810	6570	528.43
8	Davis George	ACT 	U17 M	3460	2090	5550	479.89
9	Crisp Patrick	*VIC 	U17 M	2890	2040	4930	400.83
10	Godde Brodie	*NSW 	U17 M	2240	2330	4570	323.16
11	Dowding Lewis	WA 	U17 M	2000	2420	4420	335.64
12	Harber Harrison	*QLD 	U17 M	1720	1540	3260	238.56
13	Quinn Lachlan	*QLD 	U17 M	610	1980	2590	274.62
14	Browne Matthew	TAS 	U17 M	780	840	1620	116.50

**Under 17 Boys Jump Results**

Homologation: Ranking List












	Name	League	Categ.	Round 1	Round 2	Pts	Overall
1	Davis Archie	ACT 	U17 M	45.5m	47.3m	92.8	1000.00
2	Zendler Tyce	QLD 	U17 M	45.7m	47.0m	92.7	989.01
3	Wallent Joshua	SA 	U17 M	44.9m	43.1m	88.0	912.09
4	Mcgrady Jayden	*NSW 	U17 M	37.2m	39.8m	77.0	725.27
5	Eastley Connor	TAS 	U17 M	39.5m	37.4m	76.9	714.29
6	Potts Adam	*QLD 	U17 M	37.2m	33.7m	70.9	630.04
7	Dowding Lewis	WA 	U17 M	33.1m	35.6m	68.7	571.43
8	Fitzsimons Jeffrey	*VIC 	U17 M	32.9m	34.6m	67.5	534.80
9	Potts Cameron	*QLD 	U17 M	31.4m	35.6m	67.0	571.43
10	Browne Matthew	TAS 	U17 M	31.7m	34.4m	66.1	527.47
11	Godde Brodie	*NSW 	U17 M	28.6m	34.6m	63.2	534.80
12	Crisp Patrick	*VIC 	U17 M	29.7m	32.3m	62.0	450.55
13	Quinn Lachlan	*QLD 	U17 M	26.2m	26.1m	52.3	227.11
14	Harber Harrison	*QLD 	U17 M	23.7m	23.2m	46.9	135.53

**Under 17 Boys Overall Results**

	Name	League	Categ.	Slalom	Tricks	Jump	Overall
1	Davis Archie	ACT 	U17 M	914.77	1000.00	1000.00	2914.77
2	Potts Adam	*QLD 	U17 M	1000.00	890.43	630.04	2520.47
3	Zendler Tyce	QLD 	U17 M	914.77	603.33	989.01	2507.11
4	Wallent Joshua	SA 	U17 M	772.73	583.91	912.09	2268.73
5	Mcgrady Jayden	*NSW 	U17 M	715.91	514.56	725.27	1955.74
6	Fitzsimons Jeffrey	*VIC 	U17 M	840.91	528.43	534.80	1904.14
7	Potts Cameron	*QLD 	U17 M	761.36	500.69	571.43	1833.48
8	Godde Brodie	*NSW 	U17 M	613.64	323.16	534.80	1471.60
9	Dowding Lewis	WA 	U17 M	556.82	335.64	571.43	1463.89
10	Crisp Patrick	*VIC 	U17 M	596.59	400.83	450.55	1447.97
11	Harber Harrison	*QLD 	U17 M	727.27	238.56	135.53	1101.36
12	Quinn Lachlan	*QLD 	U17 M	590.91	274.62	227.11	1092.64
13	Browne Matthew	TAS 	U17 M	363.64	116.50	527.47	1007.61








**Under 21 Women Slalom Results**

Homologation: Ranking List

	Name	League	Categ.	Round 1	Round 2	Pts	Overall
1	Gray Jayme	ACT 	U21 F	3.50/55/13.00	1.00/55/12.00	97.00	1298.25
2	Colliccoat Anthea	*VIC 	U21 F	3.00/55/14.25	4.50/55/14.25	88.50	1000.00
3	Mcdonald Jacqueline	*NSW 	U21 F	5.00/55/16.00	4.50/55/14.25	88.50	1000.00
4	Zendler Madeleine	*QLD 	U21 F	2.00/55/14.25	2.50/55/14.25	86.50	929.82
5	Ryan Tara	*VIC 	U21 F	3.00/55/14.25	2.25/55/14.25	86.25	947.37
6	Kingdom Emma	*QLD 	U21 F	0.50/55/16.00	4.00/55/16.00	82.00	771.93
7	Hickmott Alexandra	*QLD 	U21 F	2.00/52	4.00/55/18.25	76.00	561.40
8	Matthews Ashlee	*VIC 	U21 F	0.00/52	3.00/55/18.25	75.00	526.32
9	Whitehead Camille	*WA 	U21 F	0.50/55/18.25	1.50/55/18.25	73.50	473.68
10	Everett Lauren	*NSW 	U21 F	1.00/55/16.00	4.00/52	70.00	666.67
11	Gray Deanna	*ACT 	U21 F	3.00/55/16.00	1.50/52	67.50	736.84





**Under 21 Women Tricks Results**

Homologation: Ranking List





	Name	League	Categ.	Round 1	Round 2	Pts	Overall
1	Gray Jayme	ACT 	U21 F	2700	3560	3560	1028.90
2	Colliccoat Anthea	*VIC 	U21 F	3020	3460	3460	1000.00
3	Colliccoat Olivia	*VIC 	U21 F	3320	3320	3320	959.54
4	Mcdonald Jacqueline	*NSW 	U21 F	2630	2770	2770	800.58
5	Zendler Madeleine	*QLD 	U21 F	1290	2230	2230	644.51
6	Kingdom Emma	*QLD 	U21 F	1390	1520	1520	439.31
7	Gray Deanna	*ACT 	U21 F	1850	1300	1300	534.68

**Under 21 Women Jump Results**

Homologation: Ranking List

	Name	League	Categ.	Round 1	Round 2	Pts	Overall
1	Colliccoat Anthea	*VIC 	U21 F	25.2m	28.9m	28.9	991.67
2	Mcdonald Jacqueline	*NSW 	U21 F	29.0m	28.4m	28.4	1000.00
3	Kingdom Emma	*QLD 	U21 F	25.2m	25.6m	25.6	716.67
4	Zendler Madeleine	*QLD 	U21 F	21.6m	23.7m	23.7	558.33















**Under 21 Women Overall Results**

	Name	League	Categ.	Slalom	Tricks	Jump	Overall
1	Colliccoat Anthea	*VIC 	U21 F	1000.00	1000.00	991.67	2991.67
2	Mcdonald Jacqueline	*NSW 	U21 F	1000.00	800.58	1000.00	2800.58
3	Zendler Madeleine	*QLD 	U21 F	929.82	644.51	558.33	2132.66
4	Kingdom Emma	*QLD 	U21 F	771.93	439.31	716.67	1927.91







**Under 21 Men Slalom Results**

Homologation: Ranking List

	Name	League	Categ.	Round 1	Round 2	Pts	Overall
1	Croft Angus	*QLD 	U21 M	4.00/58/12.00	2.00/58/11.25	104.00	1032.26
2	Cavanagh Mitchell	*WA 	U21 M	4.50/58/13.00	1.50/58/11.25	103.50	1016.13
3	Nelson Cranfield Trent	*NSW 	U21 M	0.00/58/13.00	1.00/58/11.25	103.00	1000.00
4	Adams William	*VIC 	U21 M	4.00/58/12.00	1.50/58/12.00	97.50	903.23
5	Ingleton Chad	WA 	U21 M	2.00/58/12.00	0.00/58/12.00	96.00	838.71
6	Kerslake Daniel	*QLD 	U21 M	2.00/58/13.00	4.50/58/13.00	94.50	725.81
7	Potts Nicholas	*QLD 	U21 M	1.50/58/13.00	4.00/58/13.00	94.00	709.68
8	Sheldon Jack	*VIC 	U21 M	1.50/58/12.00	2.00/58/13.00	92.00	822.58
9	Everett Jesse	*NSW 	U21 M	3.00/58/14.25	1.50/58/13.00	91.50	629.03
10	Campbell Macleay	*QLD 	U21 M	1.50/58/13.00	1.00/58/14.25	85.00	629.03
11	Etherton Brent	*NSW 	U21 M	2.50/58/16.00	1.50/58/16.00	79.50	274.19
12	Bate Charles	*VIC 	U21 M	2.00/58/16.00	0.50/58/16.00	78.50	258.06
13	Carmichael Ryan	*NSW 	U21 M	5.00/58/18.25	4.50/58/18.25	76.50	161.29
14	Louder Joshua	*NSW 	U21 M	4.50/58/14.25	1.50/58/18.25	73.50	532.26





**Under 21 Men Tricks Results**

Homologation: Ranking List





	Name	League	Categ.	Round 1	Round 2	Pts	Overall
1	Potts Nicholas	*QLD 	U21 M	430	2290	2290	1000.00
2	Bate Charles	*VIC 	U21 M	620	1820	1820	794.76
3	Nelson Cranfield Trent	*NSW 	U21 M	1920	1790	1790	838.43
4	Carmichael Ryan	*NSW 	U21 M	1110	1460	1460	637.55

**Under 21 Men Jump Results**

Homologation: Ranking List






	Name	League	Categ.	Round 1	Round 2	Pts	Overall
1	Nelson Cranfield Trent	*NSW 	U21 M	38.9m	42.3m	42.3	1000.00
2	Carmichael Ryan	*NSW 	U21 M	35.3m	38.2m	38.2	763.01
3	Bate Charles	*VIC 	U21 M	35.5m	35.5m	35.5	606.94
4	Potts Nicholas	*QLD 	U21 M	34.8m	31.7m	31.7	566.47

**Under 21 Men Overall Results**

	Name	League	Categ.	Slalom	Tricks	Jump	Overall
1	Nelson Cranfield Trent	*NSW 	U21 M	1000.00	838.43	1000.00	2838.43
2	Potts Nicholas	*QLD 	U21 M	709.68	1000.00	566.47	2276.15
3	Bate Charles	*VIC 	U21 M	258.06	794.76	606.94	1659.76
4	Carmichael Ryan	*NSW 	U21 M	161.29	637.55	763.01	1561.85


**Over 35 Women Slalom Results**

Homologation: Ranking List

	Name	League	Categ.	Round 1	Round 2	Pts	Overall
1	Urquhart Nicole	VIC 	O35 F	1.50/52/13.00	0.50/52/13.00	86.00	1000.00
2	Zendler Leanne	*QLD 	O35 F	3.00/49	2.50/49	41.50	482.76
3	Land Felicity	*QLD 	O35 F	4.50/46	3.00/49	37.50	482.76
4	Ferguson Louise	*QLD 	O35 F	2.00/40	2.00/52/16.00	34.00	735.63
5	Ruzsicska Karen	NT 	O35 F	1.50/40	4.50/52	30.00	655.17


**Over 35 Women Tricks Results**

Homologation: Ranking List


	Name	League	Categ.	Round 1	Round 2	Pts	Overall
1	Urquhart Nicole	VIC 	O35 F	2910	2980	5890	1000.00

**Over 35 Women Jump Results**

Homologation: Ranking List




	Name	League	Categ.	Round 1	Round 2	Pts	Overall
1	Urquhart Nicole	VIC 	O35 F	32.2m	32.8m	65.0	1000.00

**Over 35 Women Overall Results**

	Name	League	Categ.	Slalom	Tricks	Jump	Overall
1	Urquhart Nicole	VIC 	O35 F	1000.00	1000.00	1000.00	3000.00







**Over 45 Women Slalom Results**

Homologation: Ranking List

	Name	League	Categ.	Round 1	Round 2	Pts	Overall
1	Maczkowiack Rose	*VIC 	O45 F	2.00/52/14.25	3.00/52/14.25	77.00	39.00
2	Meta Susanne	NT 	O45 F	4.00/52/16.00	3.50/52/16.00	67.50	34.00
3	Cann Alison	*QLD 	O45 F	3.00/40	4.50/49	25.50	22.50






**Over 35 Men Slalom Results**

Homologation: Ranking List

	Name	League	Categ.	Round 1	Round 2	Pts	Overall
1	Cornale Peter	QLD 	O35 M	3.50/55/10.75	1.50/55/10.75	89.00	1625.00
2	Rogers Randall	*QLD 	O35 M	3.00/55/12.00	3.50/55/12.00	66.50	1196.43
3	Sheehy Paul	*QLD 	O35 M	5.00/55/12.00	1.50/55/12.00	66.50	1250.00
4	Williams Brad	*QLD 	O35 M	3.00/55/12.00	3.00/55/12.00	66.00	1178.57
5	Baylis Mark	SA 	O35 M	4.00/55/13.00	4.00/55/13.00	56.00	1000.00
6	Hooper Mark	*NSW 	O35 M	0.50/55/13.00	4.00/55/13.00	52.50	1000.00
7	Mitchell Jamie	SA 	O35 M	0.50/55/13.00	3.50/55/13.00	52.00	982.14
8	Kitchen Rod	WA 	O35 M	1.00/55/13.00	1.50/55/13.00	50.50	910.71
9	Ryan Paul	*QLD 	O35 M	2.50/55/13.00	3.50/55/14.25	48.00	946.43
10	Grey David	*VIC 	O35 M	0.50/55/14.25	2.00/55/13.00	44.50	928.57
11	Fenwick Andrew	*NSW 	O35 M	0.50/55/13.00	1.50/55/14.25	44.00	875.00
12	Mcrae Scott	*VIC 	O35 M	4.00/55/14.25	2.50/55/14.25	42.50	785.71
13	May Mathew	QLD 	O35 M	3.50/55/14.25	2.50/55/14.25	42.00	767.86
14	Cusato Michael	*NSW 	O35 M	1.00/55/14.25	3.00/55/14.25	40.00	750.00
15	Zyms Andrzej	*QLD 	O35 M	2.00/55/14.25	5.25/55/16.00	37.25	714.29
16	Ayles Martin	SA 	O35 M	3.50/55/14.25	3.50/55/16.00	37.00	767.86
17	Schmidt Russell	SA 	O35 M	5.25/55/16.00	3.00/55/16.00	32.25	616.07
18	Zendler Shane	*QLD 	O35 M	3.00/55/16.00	2.00/55/16.00	29.00	535.71
19	Schouten Peter	TAS 	O35 M	2.00/55/13.00		26.00	928.57
20	Coulter Shane	*NSW 	O35 M	1.50/55/16.00	2.00/55/18.25	21.50	482.14




**Over 35 Men Tricks Results**

Homologation: Ranking List



	Name	League	Categ.	Round 1	Round 2	Pts	Overall
1	Ayles Martin	SA 	O35 M	2110	2030	4140	1263.47
2	Baylis Mark	SA 	O35 M	1390	1670	3060	1000.00
3	Schouten Peter	TAS 	O35 M	1600	1250	2850	958.08
4	May Mathew	QLD 	O35 M	1110	1100	2210	664.67
5	Cornale Peter	QLD 	O35 M	910	1120	2030	670.66

**Over 35 Men Jump Results**

Homologation: Ranking List




















	Name	League	Categ.	Round 1	Round 2	Pts	Overall
1	May Mathew	QLD 	O35 M	48.7m	47.5m	96.2	1000.00
2	Kitchen Rod	WA 	O35 M	36.2m	39.3m	75.5	721.07
3	Baylis Mark	SA 	O35 M	28.2m	31.4m	59.6	486.65

**Over 35 Men Overall Results**

	Name	League	Categ.	Slalom	Tricks	Jump	Overall
1	Baylis Mark	SA 	O35 M	1000.00	1000.00	486.65	2486.65
2	May Mathew	QLD 	O35 M	767.86	664.67	1000.00	2432.53





**Over 45 Men Slalom Results**

Homologation: Ranking List

	Name	League	Categ.	Round 1	Round 2	Pts	Overall
1	Mason Barry	*NSW 	O45 M	3.50/55/11.25	1.50/55/11.25	89.00	1467.74
2	Adams John	*VIC 	O45 M	2.00/55/11.25	2.50/55/11.25	88.50	1435.48
3	Limbrick Alan	*GBR 	O45 M	5.50/55/13.00	1.50/55/12.00	73.00	1209.68
4	Cooper Greg	QLD 	O45 M	4.50/55/13.00	1.00/55/12.00	71.50	1193.55
5	O'Toole Neil	*NSW 	O45 M	3.50/55/13.00	4.00/55/13.00	67.50	1096.77
6	Wing Robert	*NSW 	O45 M	1.50/55/13.00	2.00/55/13.00	63.50	1032.26
7	Demartini Mark	*QLD 	O45 M	2.50/55/13.00	5.50/55/14.25	62.00	1048.39
8	Dalgarno Greg	SA 	O45 M	2.00/55/13.00	4.50/55/14.25	60.50	1032.26
9	Ashcroft Graham	NSW 	O45 M	0.50/55/13.00	4.00/55/14.25	58.50	983.87
10	Mcglew Craig	NT 	O45 M	2.50/55/14.25	5.00/55/14.25	55.50	935.48
11	Martin Lee	*VIC 	O45 M	5.00/55/14.25	0.50/55/14.25	53.50	935.48
12	Campbell Jamie	*NSW 	O45 M	3.50/55/14.25	0.50/55/14.25	52.00	887.10
13	Andrews Brett	*WA 	O45 M	4.00/55/14.25	5.00/55/16.00	51.00	903.23
14	Petering Rodney	*VIC 	O45 M	4.50/55/14.25	4.00/55/16.00	50.50	919.35
15	Causby Damian	TAS 	O45 M	1.00/55/13.00	4.00/49	35.00	1000.00
16	Mollison John	*QLD 	O45 M	3.50/55/18.25	5.00/55/18.25	32.50	548.39
17	Campbell Michael	*QLD 	O45 M	1.50/55/18.25	4.50/55/18.25	30.00	532.26
18	Adam Graeme	*NSW 	O45 M	3.00/55/18.25	5.00/52	26.00	483.87
19	Ryan Dave	*VIC 	O45 M	1.50/52	2.00/55/18.25	21.50	451.61




**Over 45 Men Tricks Results**

Homologation: Ranking List




	Name	League	Categ.	Round 1	Round 2	Pts	Overall
1	Cooper Greg	QLD 	O45 M	1360	2040	3400	2019.80
2	Ashcroft Graham	NSW 	O45 M	1010	940	1950	1000.00
3	Campbell Jamie	*NSW 	O45 M	710	950	1660	940.59
4	Causby Damian	TAS 	O45 M	410		410	405.94

**Over 45 Men Jump Results**

Homologation: Ranking List



	Name	League	Categ.	Round 1	Round 2	Pts	Overall
1	Ashcroft Graham	NSW 	O45 M	42.7m	42.2m	84.9	1000.00
2	Causby Damian	TAS 	O45 M	25.2m	25.5m	50.7	439.74
3	Campbell Jamie	*NSW 	O45 M	22.1m	21.8m	43.9	328.99

**Over 45 Men Overall Results**

	Name	League	Categ.	Slalom	Tricks	Jump	Overall
1	Ashcroft Graham	NSW 	O45 M	983.87	1000.00	1000.00	2983.87
2	Campbell Jamie	*NSW 	O45 M	887.10	940.59	328.99	2156.68
3	Causby Damian	TAS 	O45 M	1000.00	405.94	439.74	1845.68



**Over 55 Women Slalom Results**

Homologation: Ranking List

	Name	League	Categ.	Round 1	Round 2	Pts	Overall
1	Crisp Sue	VIC 	O55 F	2.50/52/14.25	2.50/52/13.00	95.00	50.50
2	Wing Bronwyn	*NSW 	O55 F	4.00/52	4.00/52	68.00	34.00








**Over 55 Women Tricks Results**

Homologation: Ranking List

	Name	League	Categ.	Round 1	Round 2	Pts	Overall
1	Crisp Sue	VIC 	O55 F	1340	1340	2680	1340.00
2	Wing Bronwyn	*NSW 	O55 F	970	1030	2000	1030.00



**Over 55 Men Slalom Results**

Homologation: Ranking List

	Name	League	Categ.	Round 1	Round 2	Pts	Overall
1	Little Greig	*QLD 	O55 M	2.00/55/12.00	1.00/55/13.00	93.00	1149.43
2	Louder Mark	NSW 	O55 M	3.50/55/14.25	1.50/55/13.00	83.00	1000.00
3	Leamon Graham	*QLD 	O55 M	1.00/55/13.00	4.00/55/14.25	83.00	988.51
4	Weidman Gary	*WA 	O55 M	3.25/55/14.25	4.00/55/14.25	79.25	919.54
5	Woolley Brian	*NSW 	O55 M	3.00/55/14.25	4.00/55/14.25	79.00	919.54
6	Angel Ross	*QLD 	O55 M	5.00/55/18.25	5.00/55/18.25	58.00	666.67
7	Stewart Kent	*WA 	O55 M	5.50/43	2.50/55/18.25	32.00	609.20


**Over 55 Men Tricks Results**

Homologation: Ranking List


	Name	League	Categ.	Round 1	Round 2	Pts	Overall
1	Louder Mark	NSW 	O55 M	1750	1990	3740	1000.00
2	Woolley Brian	*NSW 	O55 M	1250	970	2220	628.14

**Over 55 Men Jump Results**

Homologation: Ranking List


	Name	League	Categ.	Round 1	Round 2	Pts	Overall
1	Louder Mark	NSW 	O55 M	36.0m	34.4m	70.4	1000.00

**Over 55 Men Overall Results**

	Name	League	Categ.	Slalom	Tricks	Jump	Overall
1	Louder Mark	NSW 	O55 M	1.50/55/13.00	1990	36.0m	3000.00


**Over 65 Women Slalom Results**

Homologation: Ranking List

	Name	League	Categ.	Round 1	Round 2	Pts	Overall
1	Storey Maggie	*QLD 	O65 F	4.00/49/14.25	4.50/49/16.00	74.50	40.00


**Over 65 Men Slalom Results**

Homologation: Ranking List


	Name	League	Categ.	Round 1	Round 2	Pts	Overall
1	Crisp Richard	VIC 	O65 M	4.50/49	2.00/49	30.50	1000.00

**Over 65 Men Tricks Results**

Homologation: Ranking List


	Name	League	Categ.	Round 1	Round 2	Pts	Overall
1	Crisp Richard	VIC 	O65 M	2040	1920	3960	1000.00

**Over 65 Men Overall Results**

	Name	League	Categ.	Slalom	Tricks	Jump	Overall
1	Crisp Richard	VIC 	O65 M	1000.00	1000.00		2000.00


**Over 70 Men Slalom Results**

Homologation: Ranking List


	Name	League	Categ.	Round 1	Round 2	Pts	Overall
1	Budd Graham	WA 	O70 M	1.50/49/13.00	2.50/49/13.00	160.00	1000.00

**Over 70 Men Tricks Results**

Homologation: Ranking List


	Name	League	Categ.	Round 1	Round 2	Pts	Overall
1	Budd Graham	WA 	O70 M	320	490	810	1000.00

**Over 70 Men Overall Results**

	Name	League	Categ.	Slalom	Tricks	Jump	Overall
1	Budd Graham	WA 	O70 M	1000.00	1000.00		2000.00


**Over 21 Women Slalom Results**

Homologation: Ranking List

	Name	League	Categ.	Round 1	Round 2	Pts	Overall
1	Colwell Jennifer	*NSW 	O21 F	2.50/52	5.00/52	139.50	11.00










**Over 21 Women Tricks Results**

Homologation: Ranking List

	Name	League	Categ.	Round 1	Round 2	Pts	Overall
1	Colwell Jennifer	*NSW 	O21 F	1080	1060	2140	1080.00


**Over 21 Men Slalom Results**

Homologation: Ranking List

	Name	League	Categ.	Round 1	Round 2	Pts	Overall
1	Smith David	*NSW 	O21 M	0.50/58/12.00	2.50/58/12.00	51.00	1892.86
2	Newman Scott	*QLD 	O21 M	1.00/58/12.00	1.50/58/13.00	44.50	1785.71
3	Shaw Matthew	*NSW 	O21 M	2.00/58/12.00	5.50/58/14.25	43.50	1857.14
4	Colliccoat Brayden	*VIC 	O21 M	2.50/58/13.00	5.00/58/14.25	37.50	1464.29
5	Yamaguchi Kohei	*JPN 	O21 M	1.00/58/14.25	2.00/58/14.25	27.00	1000.00
6	Hill Dean	*QLD 	O21 M	2.00/58/14.25	5.00/58/16.00	25.00	1000.00
6	Mcmanus Daniel	*QLD 	O21 M	2.00/58/14.25	5.00/58/16.00	25.00	1000.00
8	Mcdowall Peter	*VIC 	O21 M	2.50/58/16.00	1.50/58/14.25	22.00	964.29
9	Hargrave Cameron	*QLD 	O21 M	5.00/58/18.25	3.50/58/18.25	8.50	357.14




**Over 21 Men Tricks Results**

Homologation: Ranking List


	Name	League	Categ.	Round 1	Round 2	Pts	Overall
1	Yamaguchi Kohei	*JPN 	O21 M	2130	3290	5420	1000.00

**Over 21 Men Jump Results**

Homologation: Ranking List








	Name	League	Categ.	Round 1	Round 2	Pts	Overall
1	Martin Tim	*VIC 	O21 M	48.4m	45.1m	93.5	1409.64
2	Rodda Bren	NT 	O21 M	37.9m	38.5m	76.4	813.25
3	Yamaguchi Kohei	*JPN 	O21 M	41.6m		41.6	1000.00

**Over 21 Men Overall Results**

	Name	League	Categ.	Slalom	Tricks	Jump	Overall
1	Yamaguchi Kohei	*JPN 	O21 M	1000.00	1000.00	1000.00	3000.00





**Open Women Slalom Results**

Homologation: Ranking List

	Name	League	Categ.	Round 1	Round 2	Pts	Overall
1	Sheers Emma	*QLD 	Ope F	4.50/55/11.25	4.25/55/11.25	106.25	1112.90
2	Leopold Vennesa	WA 	Ope F	2.50/55/12.00	2.50/55/11.25	104.50	1048.39
3	Humphrey Cathryn	*VIC 	Ope F	1.00/55/11.25	1.00/55/11.25	103.00	1000.00
4	Briant Michale	NSW 	Ope F	1.50/55/11.25	4.50/55/12.00	100.50	1016.13
5	Burns Teagan	*VIC 	Ope F	3.00/55/13.00	2.00/55/12.00	98.00	838.71
6	Carroll Jacinta	NSW 	Ope F	4.00/55/12.00	1.50/55/12.00	97.50	903.23
7	Purcell Denni	*QLD 	Ope F	2.50/55/14.25	1.00/55/13.00	91.00	612.90



**Open Women Tricks Results**

Homologation: Ranking List



	Name	League	Categ.	Round 1	Round 2	Pts	Overall
1	Briant Michale	NSW 	Ope F	8620	7650	7650	1238.51
2	Humphrey Cathryn	*VIC 	Ope F	6960	6460	6460	1000.00
3	Carroll Jacinta	NSW 	Ope F	2350	5110	5110	734.20
4	Burns Teagan	*VIC 	Ope F	3210	2600	2600	461.21

**Open Women Jump Results**

Homologation: Ranking List

	Name	League	Categ.	Round 1	Round 2	Pts	Overall
1	Carroll Jacinta	NSW 	Ope F	52.4m	53.2m	53.2	1000.00
2	Burns Teagan	*VIC 	Ope F	34.1m	34.6m	34.6	486.19




















**Open Women Overall Results**

	Name	League	Categ.	Slalom	Tricks	Jump	Overall
1	Carroll Jacinta	NSW 	Ope F	4.00/55/12.00	5110	53.2m	2637.43
2	Burns Teagan	*VIC 	Ope F	2.00/55/12.00	3210	34.6m	1786.11









**Open Men Slalom Results**

Homologation: Ranking List

	Name	League	Categ.	Round 1	Round 2	Pts	Overall
1	Howley Joel	*QLD 	Ope M	1.50/58/10.75	1.50/58/10.25	115.50	1144.74
2	Adams Nicholas	*VIC 	Ope M	2.50/58/10.75	5.50/58/10.75	113.50	1092.11
3	Efverstrom Johan	*SWE 	Ope M	2.00/58/10.75	2.00/58/10.75	110.00	1000.00
4	Wing Joel	QLD 	Ope M	2.00/58/10.75	1.50/58/10.75	109.50	1000.00
5	Bradstreet Timothy	*NSW 	Ope M	0.50/58/11.25	4.00/58/11.25	106.00	894.74
6	Briant Joshua	NSW 	Ope M	2.00/58/11.25	3.50/58/11.25	105.50	881.58
7	Cockburn Chris	*NSW 	Ope M	3.50/58/11.25	3.00/58/11.25	105.00	881.58
8	Green Ryan	WA 	Ope M	1.25/58/11.25	3.00/58/11.25	105.00	868.42
9	Miller Jason	*NSW 	Ope M	3.50/58/12.00	2.00/58/11.25	104.00	842.11
10	Weeks Sam	*QLD 	Ope M	0.50/58/11.25	0.50/58/11.25	102.50	802.63
11	Stone Jason	*NSW 	Ope M	2.00/58/11.25	4.50/58/12.00	100.50	842.11
12	Mcmillan Gavin	VIC 	Ope M	2.00/58/11.25	4.00/58/12.00	100.00	842.11
13	Sheldon James	*VIC 	Ope M	5.50/58/12.00	3.50/58/12.00	99.50	776.32
14	Hodgkins Brett	*GBR 	Ope M	4.00/58/12.00	2.50/58/12.00	98.50	736.84
15	Miller Andrew	ACT 	Ope M	3.50/58/12.00	2.50/58/12.00	98.50	723.68
16	Moss Steven	WA 	Ope M	2.50/58/12.00	1.50/58/12.00	97.50	697.37
17	Baldwin Ryan	*NZL 	Ope M	3.50/58/13.00	2.50/58/13.00	92.50	565.79
18	Barber Mitchell	*NSW 	Ope M	0.50/58/11.25	2.50/58/18.25	74.50	802.63
19	Martin Tim	*VIC 	Ope M	5.00/58/13.00	2.00/58/18.25	74.00	605.26









**Open Men Tricks Results**

Homologation: Ranking List







	Name	League	Categ.	Round 1	Round 2	Pts	Overall
1	Briant Joshua	NSW 	Ope M	9950	10040	10040	961.69
2	Green Ryan	WA 	Ope M	10020	10020	10020	959.77
3	Wing Joel	QLD 	Ope M	10440	6290	6290	1000.00
4	Miller Jason	*NSW 	Ope M	3820	5100	5100	488.51
5	Baldwin Ryan	*NZL 	Ope M	3210	3050	3050	307.47
6	Moss Steven	WA 	Ope M	5150		0	493.30

**Open Men Jump Results**

Homologation: Ranking List

	Name	League	Categ.	Round 1	Round 2	Pts	Overall
1	Wing Joel	QLD 	Ope M	59.0m	58.4m	58.4	965.91
2	Green Ryan	WA 	Ope M	60.2m	58.2m	58.2	1000.00
3	Baldwin Ryan	*NZL 	Ope M	52.8m	55.2m	55.2	857.95
4	Moss Steven	WA 	Ope M	52.5m	53.9m	53.9	821.02
5	Mcmillan Gavin	VIC 	Ope M	55.2m	53.2m	53.2	857.95
6	Briant Joshua	NSW 	Ope M	50.5m	49.9m	49.9	724.43
7	Miller Jason	*NSW 	Ope M	48.6m	48.7m	48.7	673.30
8	Louder Joshua	*NSW 	Ope M	50.0m	40.9m	40.9	710.23

**Open Men Overall Results**

	Name	League	Categ.	Slalom	Tricks	Jump	Overall
1	Wing Joel	QLD 	Ope M	1000.00	1000.00	965.91	2965.91
2	Green Ryan	WA 	Ope M	868.42	959.77	1000.00	2828.19
3	Briant Joshua	NSW 	Ope M	881.58	961.69	724.43	2567.70
4	Moss Steven	WA 	Ope M	697.37	493.30	821.02	2011.69
5	Miller Jason	*NSW 	Ope M	842.11	488.51	673.30	2003.92
6	Baldwin Ryan	*NZL 	Ope M	565.79	307.47	857.95	1731.21

Chief Judge  
Glenn SheldonHomologator  
Neil O'TooleScorer  
Sharyn Shaw