






Under 10 Girls Slalom Results

Homologation: Ranking List

	Name	Country	Categ.	Round 1	Round 2	Overall
1	Simmonds Tayla	AUS 	U10 F	5.00/49	4.00/49	1000.00



Under 14 Girls Slalom Results

Homologation: Ranking List

	Name	Country	Categ.	Round 1	Round 2	Overall
1	O'Toole Sarah	AUS 	U14 F	3.00/52	0.50/52/16.00	817.31
2	Griffiths Grace	AUS 	U14 F	1.50/52	2.00/52	730.77
3	Mcgrady Briana	AUS 	U14 F	4.00/52/14.25	0.00/34	1000.00
4	Hartwell Tahner	AUS 	U14 F	2.00/40	3.50/46	528.85






Under 14 Boys Slalom Results

Homologation: Ranking List

	Name	Country	Categ.	Round 1	Round 2	Overall
1	Davis Charlie	AUS 	U14 M	2.00/55/16.00	3.50/55/16.00	1000.00
2	Davis Mack	AUS 	U14 M	1.50/52	3.50/52	641.79









Under 17 Girls Slalom Results

Homologation: Ranking List

	Name	Country	Categ.	Round 1	Round 2	Overall
1	Griffiths Stephanie	AUS 	U17 F	3.50/55/13.00	1.00/55/12.00	1000.00
2	Miller Katelyn	AUS 	U17 F	2.00/55/13.00	0.50/55/13.00	864.86
3	Mulach Bianca	AUS 	U17 F	2.00/55/13.00	3.50/55/14.25	864.86
4	Hartwell Tanika	AUS 	U17 F	4.00/52	1.50/55/18.25	364.86
5	Wheeler Heidi	AUS 	U17 F	5.00/46	2.00/52	216.22



Under 17 Boys Slalom Results

Homologation: Ranking List

	Name	Country	Categ.	Round 1	Round 2	Overall
1	Jeude Craig	AUS 	U17 M	2.00/58/11.25	4.00/58/12.00	1000.00
2	Zendler Tyce	AUS 	U17 M	2.00/58/12.00	0.25/58/12.00	863.64
3	Potts Adam	AUS 	U17 M	2.50/58/12.00	3.00/58/13.00	875.00
4	Potts Cameron	AUS 	U17 M	4.50/58/13.00	2.50/58/13.00	784.09
5	Wallent Joshua	AUS 	U17 M	2.00/58/13.00	0.50/58/14.25	727.27
6	Mcgrady Jayden	AUS 	U17 M	5.00/58/18.25	3.50/58/18.25	386.36
7	Beare Corey	AUS 	U17 M	1.00/52	4.00/52	90.91
8	Davis Archie	AUS 	U17 M	1.00/58/12.00		840.91



Under 21 Women Slalom Results



Homologation: Ranking List

	Name	Country	Categ.	Round 1	Round 2	Overall
1	Everett Lauren	AUS 	U21 F	0.00/55/18.25	0.50/55/18.25	12.50
2	Wheeler Amy	AUS 	U21 F	0.00/34	2.00/49	2.00

Under 21 Men Slalom Results






Homologation: Ranking List

	Name	Country	Categ.	Round 1	Round 2	Overall
1	Bowler Joshua	GBR 	U21 M	3.00/58/11.25	1.50/58/11.25	1047.62
2	Miller Jason	AUS 	U21 M	1.50/58/11.25	1.50/58/11.25	1000.00

	Name	Country	Categ.	Round 1	Round 2	Overall
3	Potts Nicholas	AUS 	U21 M	3.00/58/13.00	5.00/58/14.25	666.67
4	Carmichael Ryan	AUS 	U21 M	3.50/58/18.25	2.50/58/16.00	269.84



Over 35 Men Slalom Results

Homologation: Ranking List

	Name	Country	Categ.	Round 1	Round 2	Overall
1	Stone Jason	AUS 	O35 M	4.00/55/11.25		40.00
2	Hooper Mark	AUS 	O35 M	5.50/55/14.25		23.50
3	Cusato Michael	AUS 	O35 M	0.50/55/14.25		18.50
4	Zendler Shane	AUS 	O35 M	5.00/55/16.00		17.00
5	Coulter Shane	AUS 	O35 M	1.00/55/18.25		7.00


Over 45 Men Slalom Results

Homologation: Ranking List

	Name	Country	Categ.	Round 1	Round 2	Overall
1	O'Toole Neil	AUS 	O45 M	2.50/55/13.00	4.00/55/13.00	34.00
2	Fenwick Andrew	AUS 	O45 M	4.00/55/18.25	1.50/55/16.00	19.50




Over 55 Men Slalom Results

Homologation: Ranking List

	Name	Country	Categ.	Round 1	Round 2	Overall
1	Woolley Brian	AUS 	O55 M	0.50/55/13.00	3.00/55/14.25	42.50



Over 21 Men Slalom Results

Homologation: Ranking List

	Name	Country	Categ.	Round 1	Round 2	Overall
1	Donaldson Karl	NZL 	O21 M	4.00/58/12.00	2.00/58/11.25	1000.00
2	Sheehy Paul	AUS 	O21 M	2.00/58/18.25	1.50/58/14.25	421.88
3	Neilson Ryan	AUS 	O21 M	2.00/58/18.25	2.00/58/16.00	250.00





Under 10 Girls Tricks Results

Homologation: Ranking List

	Name	Country	Categ.	Round 1	Round 2	Overall
1	Simmonds Tayla	AUS 	U10 F	4240	4590	1000.00
2	Simmonds Ruby	AUS 	U10 F	290	510	111.11




Under 14 Girls Tricks Results

Homologation: Ranking List

	Name	Country	Categ.	Round 1	Round 2	Overall
1	O'Toole Sarah	AUS 	U14 F	2880	2880	1000.00
2	Mcgrady Briana	AUS 	U14 F	920	1520	527.78
3	Hartwell Tahner	AUS 	U14 F	600	720	250.00
4	Griffiths Grace	AUS 	U14 F	280	500	173.61






Under 14 Boys Tricks Results

Homologation: Ranking List

	Name	Country	Categ.	Round 1	Round 2	Overall
1	Davis Mack	AUS 	U14 M	3230	3750	1000.00
2	Davis Charlie	AUS 	U14 M	3140	1950	837.33
3	Beare Kurtis	AUS 	U14 M	580	100	154.67









Under 17 Girls Tricks Results

Homologation: Ranking List

	Name	Country	Categ.	Round 1	Round 2	Overall
1	Mulach Bianca	AUS 	U17 F	4970	5140	1253.66
2	Griffiths Stephanie	AUS 	U17 F	3270	4040	985.37
3	Miller Katelyn	AUS 	U17 F	2630	4100	1000.00
4	Wheeler Heidi	AUS 	U17 F	380	600	146.34
5	Hartwell Tanika	AUS 	U17 F	360	340	87.80


Under 17 Boys Tricks Results

Homologation: Ranking List

	Name	Country	Categ.	Round 1	Round 2	Overall
1	Potts Adam	AUS 	U17 M	4650	5750	902.67
2	Zendler Tyce	AUS 	U17 M	4760	4330	747.25
3	Davis Archie	AUS 	U17 M	637	6370	1000.00
4	Wallent Joshua	AUS 	U17 M	2860	3280	514.91
5	Mcgrady Jayden	AUS 	U17 M	2850	2490	447.41
6	Potts Cameron	AUS 	U17 M	2770	2360	434.85
7	Jeude Craig	AUS 	U17 M	2250	1980	353.22
8	Beare Corey	AUS 	U17 M	280	280	43.96


Under 21 Women Tricks Results




Homologation: Ranking List

	Name	Country	Categ.	Round 1	Round 2	Overall
1	Wheeler Amy	AUS 	U21 F	200	400	400.00

Under 21 Men Tricks Results


Homologation: Ranking List

	Name	Country	Categ.	Round 1	Round 2	Overall
1	Miller Jason	AUS 	U21 M	4470	4930	1000.00

	Name	Country	Categ.	Round 1	Round 2	Overall
2	Potts Nicholas	AUS 	U21 M	2270	2530	513.18
3	Carmichael Ryan	AUS 	U21 M	1460	1590	322.52
4	Etherton Brent	AUS 	U21 M	1410	1120	286.00


Over 55 Men Tricks Results

Homologation: Ranking List

	Name	Country	Categ.	Round 1	Round 2	Overall
1	Woolley Brian	AUS 	O55 M	970	0	970.00




Over 21 Men Tricks Results

Homologation: Ranking List

	Name	Country	Categ.	Round 1	Round 2	Overall
1	Donaldson Karl	NZL 	O21 M	3430	2940	1000.00




Under 14 Girls Jump Results

Homologation: Ranking List

	Name	Country	Categ.	Round 1	Round 2	Overall
1	Mcgrady Briana	AUS 	U14 F	19.4m	20.1m	1000.00
2	O'Toole Sarah	AUS 	U14 F	15.9m	15.2m	679.39
3	Griffiths Grace	AUS 	U14 F	9.2m	10.4m	259.54



Under 14 Boys Jump Results

Homologation: Ranking List

	Name	Country	Categ.	Round 1	Round 2	Overall
1	Davis Charlie	AUS 	U14 M	14.1m		1000.00
2	Beare Kurtis	AUS 	U14 M	11.6m		390.24
3	Davis Mack	AUS 	U14 M	9.1m		









Under 17 Girls Jump Results

Homologation: Ranking List

	Name	Country	Categ.	Round 1	Round 2	Overall
1	Griffiths Stephanie	AUS 	U17 F	36.7m	31.7m	1000.00
2	Miller Katelyn	AUS 	U17 F	17.1m	14.1m	173.00






Under 17 Boys Jump Results

Homologation: Ranking List

	Name	Country	Categ.	Round 1	Round 2	Overall
1	Wallent Joshua	AUS 	U17 M	44.8m	41.4m	1000.00
2	Davis Archie	AUS 	U17 M	40.1m	40.1m	810.48
3	Jeude Craig	AUS 	U17 M	38.8m	40.0m	806.45
4	Zendler Tyce	AUS 	U17 M	35.9m	39.1m	770.16
5	Potts Cameron	AUS 	U17 M	33.0m	33.9m	560.48
6	Potts Adam	AUS 	U17 M	34.8m	28.8m	596.77
7	Mcgrady Jayden	AUS 	U17 M	28.6m	31.6m	467.74
8	Beare Corey	AUS 	U17 M	0.0m	17.6m	


Under 21 Men Jump Results

Homologation: Ranking List


	Name	Country	Categ.	Round 1	Round 2	Overall
1	Bowler Joshua	GBR 	U21 M	48.2m	51.4m	1178.57
2	Miller Jason	AUS 	U21 M	47.4m	43.2m	1000.00
3	Potts Nicholas	AUS 	U21 M	30.6m	36.8m	526.79
4	Carmichael Ryan	AUS 	U21 M	31.1m	32.5m	334.82
5	Etherton Brent	AUS 	U21 M	17.4m	18.4m	

Over 21 Men Jump Results




Homologation: Ranking List

	Name	Country	Categ.	Round 1	Round 2	Overall
1	Donaldson Karl	NZL 	O21 M	44.3m	44.9m	1000.00



Under 10 Girls Overall Results

	Name	Country	Categ.	Slalom	Tricks	Jump	Overall
1	Simmonds Tayla	AUS 	U10 F	1000.00	1000.00		2000.00



Under 14 Girls Overall Results

	Name	Country	Categ.	Slalom	Tricks	Jump	Overall
1	Mcgrady Briana	AUS 	U14 F	1000.00	527.78	1000.00	2527.78
2	O'Toole Sarah	AUS 	U14 F	817.31	1000.00	679.39	2496.70
3	Griffiths Grace	AUS 	U14 F	730.77	173.61	259.54	1163.92









Under 14 Boys Overall Results

	Name	Country	Categ.	Slalom	Tricks	Jump	Overall
1	Davis Charlie	AUS 	U14 M	1000.00	837.33	1000.00	2837.33
2	Davis Mack	AUS 	U14 M	641.79	1000.00		1641.79




Under 17 Girls Overall Results

	Name	Country	Categ.	Slalom	Tricks	Jump	Overall
1	Griffiths Stephanie	AUS 	U17 F	1000.00	985.37	1000.00	2985.37
2	Miller Katelyn	AUS 	U17 F	864.86	1000.00	173.00	2037.86


Under 17 Boys Overall Results

	Name	Country	Categ.	Slalom	Tricks	Jump	Overall
1	Davis Archie	AUS 	U17 M	840.91	1000.00	810.48	2651.39
2	Zendler Tyce	AUS 	U17 M	863.64	747.25	770.16	2381.05
3	Potts Adam	AUS 	U17 M	875.00	902.67	596.77	2374.44
4	Wallent Joshua	AUS 	U17 M	727.27	514.91	1000.00	2242.18
5	Jeude Craig	AUS 	U17 M	1000.00	353.22	806.45	2159.67
6	Potts Cameron	AUS 	U17 M	784.09	434.85	560.48	1779.42
7	Mcgrady Jayden	AUS 	U17 M	386.36	447.41	467.74	1301.51
8	Beare Corey	AUS 	U17 M	90.91	43.96		134.87

Under 21 Men Overall Results

	Name	Country	Categ.	Slalom	Tricks	Jump	Overall
1	Miller Jason	AUS 	U21 M	1000.00	1000.00	1000.00	3000.00
2	Potts Nicholas	AUS 	U21 M	666.67	513.18	526.79	1706.64
3	Carmichael Ryan	AUS 	U21 M	269.84	322.52	334.82	927.18

Over 21 Men Overall Results

	Name	Country	Categ.	Slalom	Tricks	Jump	Overall
1	Donaldson Karl	NZL 	O21 M	1000.00	1000.00	1000.00	3000.00

Chief Judge

Homologator

Scorer