
























**Under 14 Girls Slalom Results**

Homologation: Ranking List

	Name	Country	Categ.	Eliminatorias	Finales
1	Warner Grace	USA 	-14 F	4,50/55/13.00	2,00/55/14.25
2	Gonzalez Valentina	CHI 	-14 F	2,00/55/16.00	3,00/55/16.00
3	Boskus Julianna	USA 	-14 F	3,00/55/14.25	1,00/55/16.00
4	Otero Maria	COL 	-14 F	1,50/55/16.00	1,00/55/16.00
5	De Osma M Alejandra	PER 	-14 F	4,00/52	
6	Giordano Paloma	ARG 	-14 F	0,00/43	











**Under 14 Boys Slalom Results**

Homologation: Ranking List

	Name	Country	Categ.	Eliminatorias	Finales
1	Pigozzi Robert	DOM 	-14 M	0,50/55/12.00	4,50/55/12.00
2	Garcia Taylor	USA 	-14 M	2,00/55/12.00	3,00/55/12.00
3	Lang Nicholas	USA 	-14 M	1,50/55/12.00	2,50/55/12.00
4	Font Diego	MEX 	-14 M	2,00/55/14.25	4,00/55/14.25
5	De Osma B Rafael	PER 	-14 M	1,00/55/14.25	3,50/55/16.00
6	Monterroso D. Andres	GUA 	-14 M	5,00/55/16.00	1,50/55/16.00
7	Useche Pablo	COL 	-14 M	3,50/55/16.00	
8	De Uriarte Emilio	MEX 	-14 M	2,50/55/16.00	
8	Desgroux Nicolas	CHI 	-14 M	2,50/55/16.00	
10	Arango Alejandro	COL 	-14 M	1,50/55/16.00	
11	Tejada J Luis	PER 	-14 M	4,00/55/18.25	
12	Almuna Alberto	CHI 	-14 M	3,00/55/18.25	
13	Giorgis Ignacio	ARG 	-14 M	0,50/55/18.25	
13	Giorgis Tobias	ARG 	-14 M	0,50/55/18.25	
15	Font Patricio	MEX 	-14 M	4,00/52	
16	Linares Santiago	COL 	-14 M	3,00/52	
17	Zohar Patricio	ARG 	-14 M	0,00/49	



**Under 17 Girls Slalom Results**














Homologation: Ranking List

	Name	Country	Categ.	Eliminatorias	Finales
1	Singer Chantal	CAN 	-17 F	4,00/55/13.00	1,00/55/12.00 <small>(Tie break: 1,00/55/12.00)</small>
2	Morgan Lauren	USA 	-17 F	5,00/55/13.00	1,00/55/12.00 <small>(Tie break: 1,50/55/12.00)</small>
3	Cuglievan Ivanna	PER 	-17 F	3,00/55/13.00	5,50/55/13.00 <small>(Tie break: 1,00/55/12.00)</small>
4	Naser Fernanda	CHI 	-17 F	3,00/55/13.00	2,00/55/13.00
5	Naser Nicole	CHI 	-17 F	4,00/55/13.00	4,50/55/14.25
6	Lang Erika	USA 	-17 F	1,50/55/13.00	
7	Long Melissa	CAN 	-17 F	0,50/55/13.00	
8	Ritter Pascale	CHI 	-17 F	4,00/55/14.25	
8	Trejo Fernanda	MEX 	-17 F	4,00/55/14.25	
10	Gomez Laura	COL 	-17 F	3,00/52	

**Under 17 Boys Slalom Results**










Homologation: Ranking List

	Name	Country	Categ.	Eliminatorias	Finales
1	Robledo Santiago	COL 	-17 M	3,00/58/11.25	3,00/58/11.25
2	Bull Jaret	CAN 	-17 M	1,50/58/11.25	2,50/58/12.00

	Name	Country	Categ.	Eliminatorias	Finales
3	Sanchez Ricardo	MEX 	-17 M	1,50/58/12.00	2,00/58/12.00
4	Byrtus Dustin	CAN 	-17 M	1,00/58/12.00	1,50/58/12.00
5	Mcdonald Haywood	USA 	-17 M	2,00/58/12.00	2,50/58/13.00
6	Robledo Alejandro	COL 	-17 M	1,00/58/12.00	0,50/58/13.00
7	Malak Kevin	USA 	-17 M	4,50/58/13.00	
7	Trejo Diego	MEX 	-17 M	4,50/58/13.00	
9	Gana Luis	CHI 	-17 M	4,00/58/13.00	
10	Reyes Diego	MEX 	-17 M	3,50/58/13.00	
11	Botero Mateo	COL 	-17 M	2,00/58/13.00	
12	Snihur Nicolas	ARG 	-17 M	1,50/58/13.00	
13	Nores Agustin	ARG 	-17 M	4,00/58/18.25	
14	Reyes Jose Enrique	DOM 	-17 M	2,00/58/18.25	
15	Patricio Julian	ARG 	-17 M	4,50/55/18.25	
















**Under 21 Ladies Slalom Results**

Homologation: Ranking List

	Name	Country	Categ.	Eliminatorias	Finales
1	Mcclure Keri	USA 	-21 F	1,50/55/11.25	1,50/55/11.25
2	Cuglievan Delfina	PER 	-21 F	4,50/55/12.00	5,00/55/12.00
3	Amos Amanda	CAN 	-21 F	4,00/55/12.00	2,50/55/12.00
4	Stevens Karen	CAN 	-21 F	2,50/55/11.25	2,00/55/12.00
5	Negrao Juliana	BRA 	-21 F	0,50/55/12.00	3,50/55/13.00
6	Delgado Angela	COL 	-21 F	5,00/55/13.00	
7	Chapoy Carolina	MEX 	-21 F	3,50/55/13.00	
8	Greenwood Brittany	USA 	-21 F	2,50/55/13.00	
9	Stevens Janice	CAN 	-21 F	2,00/55/14.25	






**Under 21 Men Slalom Results**









Homologation: Ranking List

	Name	Country	Categ.	Eliminatorias	Finales
1	Lamadrid Alvaro	MEX 	-21 M	2,00/58/10.75	3,00/58/11.25 <small>(Tie break: 3,25/58/11.25)</small>
2	Selsor Storm	USA 	-21 M	2,00/58/11.25	3,00/58/11.25 <small>(Tie break: 1,50/58/12.00)</small>
3	Brooks Steven	USA 	-21 M	4,00/58/12.00	1,00/58/11.25
4	Ambrosi Sandro	MEX 	-21 M	3,00/58/11.25	5,00/58/12.00
5	Correa Santiago	COL 	-21 M	5,00/58/12.00	2,50/58/12.00
6	Chapoy Rodrigo	MEX 	-21 M	4,50/58/12.00	1,50/58/12.00
7	Castro Pablo	CHI 	-21 M	3,00/58/12.00	
8	Collins Stephen	CAN 	-21 M	2,00/58/12.00	
8	Linares Roberto	COL 	-21 M	2,00/58/12.00	
8	Malarczuk Martin	ARG 	-21 M	2,00/58/12.00	
8	Mejia Alberto	COL 	-21 M	2,00/58/12.00	
12	Gonzalez Diego	CHI 	-21 M	1,50/58/12.00	
13	Patricio Augustin	ARG 	-21 M	4,50/58/13.00	
14	Gonzalez Gaston	ARG 	-21 M	1,50/58/18.25	
14	Ritter Emile	CHI 	-21 M	1,50/58/18.25	

**Open Ladies Slalom Results**






















Homologation: Ranking List

	Name	Country	Categ.	Eliminatorias	Finales
1	Jaquess Regina	USA 	Ope F	3,00/55/11.25	1,00/55/10.75
2	Barton Rhoni	USA 	Ope F	3,00/55/11.25	3,00/55/11.25
3	Dodd Breanne	CAN 	Ope F	0,50/55/11.25	3,00/55/11.25
4	Hensley Caroline	USA 	Ope F	3,00/55/11.25	2,50/55/11.25
5	Bennett Danyelle	USA 	Ope F	2,00/55/11.25	2,00/55/11.25

	Name	Country	Categ.	Eliminatorias	Finales
6	Mcclintock Whitney	CAN 	Ope F	2,00/55/10.75	0,00/55/11.25
7	Cuglievan Delfina (O)	PER 	Ope F	1,50/55/11.25	1,50/55/12.00
8	Miranda Tiare	CHI 	Ope F	2,00/55/12.00	
9	Negrao Juliana (O)	BRA 	Ope F	1,50/55/12.00	
10	Naser Nicole (O)	CHI 	Ope F	1,00/55/12.00	
11	Botana Lorena	ARG 	Ope F	1,50/55/13.00	
12	Malarczuc Mara	ARG 	Ope F	2,00/55/16.00	
13	Linares María Camila	COL 	Ope F	1,50/55/18.25	





**Open Men Slalom Results**

Homologation: Ranking List

	Name	Country	Categ.	Eliminatorias	Finales
1	Mcclintock Jason	CAN 	Ope M	3,00/58/10.75	4,00/58/10.75
2	Travers Jon	USA 	Ope M	1,50/58/10.25	3,50/58/10.75
3	Moore Thomas	CAN 	Ope M	4,00/58/11.25	2,50/58/10.75
4	Julio Javier	ARG 	Ope M	4,00/58/11.25	0,50/58/10.75
5	Simioni Neves Fernando	BRA 	Ope M	5,00/58/11.25	5,00/58/11.25
6	Fuldauer Nicolas	BRA 	Ope M	3,00/58/11.25	5,00/58/11.25
7	Renosto Jorge	ARG 	Ope M	<small>(Tie break: 6,00/58/12.00)</small> 3,00/58/11.25	3,00/58/11.25
8	Miranda Felipe	CHI 	Ope M	4,00/58/11.25	0,50/58/11.25
9	Suarez Jorge	MEX 	Ope M	<small>(Tie break: 1,50/58/12.00)</small> 3,00/58/11.25	
10	Lamadrid Alvaro (O)	MEX 	Ope M	<small>(Tie break: 0,00/58/12.00)</small> 2,00/58/11.25	
10	Magnowski Kole	CAN 	Ope M	2,00/58/11.25	
12	Miranda Rodrigo	CHI 	Ope M	5,50/58/12.00	
13	Chicharro Diego	CHI 	Ope M	4,50/58/12.00	
14	Lamadrid Carlos	MEX 	Ope M	4,00/58/12.00	
15	Guzman Rodolfo	CHI 	Ope M	2,50/58/12.00	
15	Malarczuc Martin (O)	ARG 	Ope M	2,50/58/12.00	
17	Mesa Jose Fernando	COL 	Ope M	1,50/58/12.00	
18	Mustafa Mario Andres	PER 	Ope M	4,50/58/13.00	
18	Robledo Alejandro (O)	COL 	Ope M	4,50/58/13.00	
20	López Martín	ARG 	Ope M	3,00/58/13.00	
21	Pigozzi Robert (O)	DOM 	Ope M	0,50/58/13.00	








**Over 35 Ladies Slalom Results**











Homologation: Ranking List

	Name	Country	Categ.	Eliminatorias	Finales
1	Nelson Aline	MEX 	35+ F	0,00/55/12.00	3,00/55/12.00
2	Knight Sandy	USA 	35+ F	3,50/55/14.25	1,50/55/14.25
3	Aznarez Maria I.	ARG 	35+ F	4,50/55/16.00	5,00/55/16.00
4	Bedoya Monica	PER 	35+ F	1,25/52	

**Over 35 Men Slalom Results**







Homologation: Ranking List

	Name	Country	Categ.	Eliminatorias	Finales
1	Shaw Marc	USA 	35+ M	2,50/55/11.25	3,00/55/10.75
2	Knight Tony	USA 	35+ M	2,25/55/11.25	5,00/55/12.00
3	Angel Francisco	MEX 	35+ M	2,00/55/11.25	4,50/55/12.00
4	Soares Alberto Carlos	BRA 	35+ M	5,00/55/12.00	3,00/55/12.00
5	Saad Jose	BRA 	35+ M	3,00/55/12.00	0,50/55/12.00
6	Duhalde Raul	CHI 	35+ M	<small>(Tie break: 3,00/55/12.00)</small> 1,25/55/11.25	3,00/55/13.00
7	Weinstein Sergio	CHI 	35+ M	<small>(Tie break: 5,25/55/13.00)</small> 3,00/55/12.00	

	Name	Country	Categ.	Eliminatorias	Finales
8	Fernandez Paulino	MEX 	35+ M	2,50/55/12.00	
9	Fisher Forest	USA 	35+ M	0,50/55/12.00	
10	Magalhaes Rodrigo	BRA 	35+ M	5,50/55/13.00	
11	Giorgis German	ARG 	35+ M	4,50/55/14.25	
12	Patricio Carlos	ARG 	35+ M	2,00/55/14.25	
13	Muñoz Miguel	ARG 	35+ M	1,50/55/14.25	
14	Fiocco Marco Antonio	PER 	35+ M	4,00/55/16.00	
15	Tejada M Jose Luis	PER 	35+ M	1,50/55/16.00	
16	Cibie Cristian	CHI 	35+ M	4,00/55/18.25	
17	Macias Julian	MEX 	35+ M	0,50/55/18.25	


















**Over 45 Ladies Slalom Results**

Homologation: Ranking List

	Name	Country	Categ.	Eliminatorias	Finales
1	Morris Connie	USA 	45+ F	3,00/55/13.00	1,00/55/12.00
2	Wiese Delfina	PER 	45+ F	2,00/55/14.25	4,50/55/14.25
3	Fausold Janie	USA 	45+ F	2,00/55/14.25	5,00/55/16.00
4	Abbot Beverly	USA 	45+ F	2,00/55/18.25	
4	Moore Jo-Anne	CAN 	45+ F	2,00/55/18.25	
6	Desgroux Graciela	CHI 	45+ F	2,00/49	








**Over 45 Men Slalom Results**

Homologation: Ranking List

	Name	Country	Categ.	Eliminatorias	Finales
1	Cuglievan Juan Carlos	PER 	45+ M	3,00/55/11.25	3,00/55/11.25 <small>(Tie break: 1,50/55/10.75)</small>
2	Stevens Mark	CAN 	45+ M	3,00/55/11.25	3,00/55/11.25 <small>(Tie break: 3,50/55/11.25)</small>
3	Rosenberg Ruben	CHI 	45+ M	2,00/55/11.25	3,00/55/11.25 <small>(Tie break: 3,00/55/11.25)</small>
4	Negrao Rafael	BRA 	45+ M	1,00/55/11.25	2,00/55/11.25
5	Peschiera Gonzalo	PER 	45+ M	5,00/55/12.00	3,00/55/12.00
6	Mociulsky Gerardo	ARG 	45+ M	5,00/55/13.00	5,00/55/13.00
7	Desgroux Carlos	CHI 	45+ M	5,00/55/13.00 <small>(Tie break: 5,50/55/13.00)</small>	
8	Grau Mitch	USA 	45+ M	4,50/55/13.00	
9	Ritter Robert	CHI 	45+ M	4,00/55/13.00	
10	Albuquerque Fabio	BRA 	45+ M	3,50/55/13.00	
11	Perez Jose Antonio	MEX 	45+ M	2,25/55/13.00	
12	Andrade Rodrigo	BRA 	45+ M	2,00/55/13.00	
12	Fernandez Antonio	COL 	45+ M	2,00/55/13.00	
14	Quintana Ramon	MEX 	45+ M	3,50/55/14.25	
15	Crudele Jorge	ARG 	45+ M	3,50/55/18.25	
16	Person Peter	CAN 	45+ M	3,50/52	
17	Karqui Cesar	ARG 	45+ M	3,00/52	














**Under 14 Girls Tricks Results**

Homologation: Ranking List

	Name	Country	Categ.	Eliminatorias	Finales
1	Cuglievan Natalia	PER 	-14 F	4460	5020
2	Boskus Julianna	USA 	-14 F	3820	3720
3	Warner Grace	USA 	-14 F	3020	3320
4	Gonzalez Valentina	CHI 	-14 F	3220	1970
5	Giordano Paloma	ARG 	-14 F	2020	
6	Otero Maria	COL 	-14 F	1150	
7	De Osma M Alejandra	PER 	-14 F	990	










**Under 14 Boys Tricks Results**

Homologation: Ranking List

	Name	Country	Categ.	Eliminatorias	Finales
1	Font Diego	MEX 	-14 M	5420	5460
2	Lang Nicholas	USA 	-14 M	4100	3990
3	Garcia Taylor	USA 	-14 M	3340	3060
4	Font Patricio	MEX 	-14 M	3130	2450
5	Giorgis Ignacio	ARG 	-14 M	2790	2260
6	Giorgis Tobias	ARG 	-14 M	3100	2200
7	De Uriarte Emilio	MEX 	-14 M	2300	
8	Arango Alejandro	COL 	-14 M	1720	
9	De Osma B Rafael	PER 	-14 M	1430	
10	Monterroso D. Andres	GUA 	-14 M	1300	
11	Zohar Patricio	ARG 	-14 M	1280	
12	Linares Santiago	COL 	-14 M	1100	
13	Useche Pablo	COL 	-14 M	960	











**Under 17 Girls Tricks Results**

Homologation: Ranking List

	Name	Country	Categ.	Eliminatorias	Finales
1	Lang Erika	USA 	-17 F	7750	7840
2	Naser Nicole	CHI 	-17 F	5280	4480
3	Morgan Lauren	USA 	-17 F	4470	4410
4	Naser Fernanda	CHI 	-17 F	4240	3810
5	Singer Chantal	CAN 	-17 F	5630	3210
6	Long Melissa	CAN 	-17 F	4050	
7	Trejo Fernanda	MEX 	-17 F	3470	
8	Ritter Pascale	CHI 	-17 F	2880	
9	Gomez Laura	COL 	-17 F	460	






**Under 17 Boys Tricks Results**




Homologation: Ranking List

	Name	Country	Categ.	Eliminatorias	Finales
1	Mcdonald Haywood	USA 	-17 M	6060	6530
2	Robledo Alejandro	COL 	-17 M	8370	5390
3	Robledo Santiago	COL 	-17 M	7510	5340
4	Trejo Diego	MEX 	-17 M	5880	5310
5	Botero Mateo	COL 	-17 M	4330	4180
6	Reyes Diego	MEX 	-17 M	3330	
7	Byrtus Dustin	CAN 	-17 M	2220	
8	Sanchez Ricardo	MEX 	-17 M	1300	
9	Patricio Julian	ARG 	-17 M	520	
10	Malak Kevin	USA 	-17 M	240	

**Under 21 Ladies Tricks Results**













Homologation: Ranking List

	Name	Country	Categ.	Eliminatorias	Finales
1	Delgado Angela	COL 	-21 F	4070	4820
2	Chapoy Carolina	MEX 	-21 F	4810	4220
3	Stevens Karen	CAN 	-21 F	4270	4110
4	Stevens Janice	CAN 	-21 F	3820	3460
5	Mcclure Keri	USA 	-21 F	3430	2230

	Name	Country	Categ.	Eliminatorias	Finales
6	Greenwood Brittany	USA 	-21 F	3420	
7	Negrao Juliana	BRA 	-21 F	3060	
8	Amos Amanda	CAN 	-21 F	2820	











**Under 21 Men Tricks Results**

Homologation: Ranking List

	Name	Country	Categ.	Eliminatorias	Finales
1	Linares Roberto	COL 	-21 M	6910	8500
2	Chapoy Rodrigo	MEX 	-21 M	8290	7800
3	Collins Stephen	CAN 	-21 M	4700	6900
4	Selsor Storm	USA 	-21 M	5190	5240
5	Mejia Alberto	COL 	-21 M	4660	5020
6	Brooks Steven	USA 	-21 M	6470	4010
7	Ritter Emile	CHI 	-21 M	4000	
8	Patricio Augustin	ARG 	-21 M	3000	
9	Gonzalez Diego	CHI 	-21 M	2740	
10	Malarczuk Martin	ARG 	-21 M	2110	
11	Ambrosi Sandro	MEX 	-21 M	1580	
12	Gonzalez Gaston	ARG 	-21 M	900	











**Open Ladies Tricks Results**

Homologation: Ranking List

	Name	Country	Categ.	Eliminatorias	Finales
1	Jaquess Regina	USA 	Ope F	6910	7830
2	Bennett Danyelle	USA 	Ope F	7500	7820
3	Mcclintock Whitney	CAN 	Ope F	8760	7810
4	Hensley Caroline	USA 	Ope F	5780	6640
5	Linares María Camila	COL 	Ope F	7830	6060
6	Naser Nicole (O)	CHI 	Ope F	5780	4450
7	Barton Rhoni	USA 	Ope F	5210	
8	Miranda Tiare	CHI 	Ope F	3260	
9	Negrao Juliana (O)	BRA 	Ope F	2730	
10	Botana Lorena	ARG 	Ope F	2670	


**Open Men Tricks Results**



Homologation: Ranking List

	Name	Country	Categ.	Eliminatorias	Finales
1	Mcclintock Jason	CAN 	Ope M	10150	10460
2	Miranda Felipe	CHI 	Ope M	8490	8630
3	Miranda Rodrigo	CHI 	Ope M	7630	8580
4	Font Sergio	MEX 	Ope M	7980	8330
5	Malarczuk Martin (O)	ARG 	Ope M	3920	3740
6	Renosto Jorge	ARG 	Ope M	9270	3710
7	Robledo Alejandro (O)	COL 	Ope M	4340	
8	Dodd Ryan	CAN 	Ope M	3860	
9	Fuldauer Nicolas	BRA 	Ope M	2960	
10	López Martín	ARG 	Ope M	2660	

**Over 35 Ladies Tricks Results**








Homologation: Ranking List

	Name	Country	Categ.	Eliminatorias	Finales
1	Nelson Aline	MEX 	35+ F	3990	4070

	Name	Country	Categ.	Eliminatorias	Finales
2	Knight Sandy	USA 	35+ F	2570	2220
3	Lehuede Michelle	CHI 	35+ F	1030	1000






**Over 35 Men Tricks Results**

Homologation: Ranking List

	Name	Country	Categ.	Eliminatorias	Finales
1	Shaw Marc	USA 	35+ M	4450	5250
2	Fisher Forest	USA 	35+ M	2400	4160
3	Muñoz Miguel	ARG 	35+ M	3490	3130
4	Angel Francisco	MEX 	35+ M	3810	2810
5	Knight Tony	USA 	35+ M	2170	
6	Giorgis German	ARG 	35+ M	1340	
7	Patricio Carlos	ARG 	35+ M	1160	










**Over 45 Ladies Tricks Results**

Homologation: Ranking List

	Name	Country	Categ.	Eliminatorias	Finales
1	Fausold Janie	USA 	45+ F	2280	2700
2	Morris Connie	USA 	45+ F	2330	2640
3	Abbot Beverly	USA 	45+ F	3180	1280
4	Moore Jo-Anne	CAN 	45+ F	1360	
5	Nardi Alicia	ARG 	45+ F	1120	





**Over 45 Men Tricks Results**

Homologation: Ranking List

	Name	Country	Categ.	Eliminatorias	Finales
1	Negrao Rafael	BRA 	45+ M	3220	3220
2	Stevens Mark	CAN 	45+ M	3370	2600
3	Albuquerque Fabio	BRA 	45+ M	2120	2340
4	Crudele Jorge	ARG 	45+ M	2450	1770
5	Ritter Robert	CHI 	45+ M	1580	1270
6	Fernandez Antonio	COL 	45+ M	1430	
7	Grau Mitch	USA 	45+ M	1410	
8	Mociulsky Gerardo	ARG 	45+ M	1260	
9	Person Peter	CAN 	45+ M	960	




**Under 14 Girls Jump Results**






Homologation: Ranking List

	Name	Country	Categ.	Eliminatorias	Finales
1	Boskus Julianna	USA 	-14 F	22,9m	25,5m
2	Warner Grace	USA 	-14 F	23,7m	25,4m
3	Gonzalez Valentina	CHI 	-14 F	14,5m	14,8m
4	Otero Maria	COL 	-14 F	14,4m	

**Under 14 Boys Jump Results**









Homologation: Ranking List

	Name	Country	Categ.	Eliminatorias	Finales
1	Garcia Taylor	USA 	-14 M	36,1m	37,1m
2	Lang Nicholas	USA 	-14 M	34,9m	35,1m
3	Arango Alejandro	COL 	-14 M	22,9m	22,4m

	Name	Country	Categ.	Eliminatorias	Finales
4	De Osma B Rafael	PER 	-14 M	15,2m	16,1m
5	Useche Pablo	COL 	-14 M	21,6m	0,0m
6	Tejada J Luis	PER 	-14 M	10,5m	
7	Giorgis Tobias	ARG 	-14 M	10,3m	
8	Linares Santiago	COL 	-14 M	0,0m	









**Under 17 Girls Jump Results**

Homologation: Ranking List

	Name	Country	Categ.	Eliminatorias	Finales
1	Morgan Lauren	USA 	-17 F	44,1m	45,8m
2	Lang Erika	USA 	-17 F	32,3m	33,0m
3	Ritter Pascale	CHI 	-17 F	31,0m	31,7m
4	Naser Nicole	CHI 	-17 F	30,0m	30,4m
5	Long Melissa	CAN 	-17 F	26,4m	
6	Singer Chantal	CAN 	-17 F	23,9m	
7	Naser Fernanda	CHI 	-17 F	19,1m	
8	Gomez Laura	COL 	-17 F	12,8m	









**Under 17 Boys Jump Results**

Homologation: Ranking List

	Name	Country	Categ.	Eliminatorias	Finales
1	Robledo Alejandro	COL 	-17 M	51,9m	51,6m
2	Robledo Santiago	COL 	-17 M	47,0m	49,4m
3	Botero Mateo	COL 	-17 M	46,6m	47,4m
4	Malak Kevin	USA 	-17 M	45,3m	44,5m
5	Mcdonald Haywood	USA 	-17 M	45,2m	33,9m
6	Trejo Diego	MEX 	-17 M	37,0m	
7	Byrtus Dustin	CAN 	-17 M	35,2m	
8	Reyes Diego	MEX 	-17 M	27,9m	








**Under 21 Ladies Jump Results**

Homologation: Ranking List





	Name	Country	Categ.	Eliminatorias	Finales
1	Amos Amanda	CAN 	-21 F	40,8m	44,4m
2	Greenwood Brittany	USA 	-21 F	43,1m	43,8m
3	Stevens Karen	CAN 	-21 F	40,9m	40,9m
4	Cuglievan Delfina	PER 	-21 F	38,7m	39,5m
5	Mcclure Keri	USA 	-21 F	36,5m	
6	Chapoy Carolina	MEX 	-21 F	30,4m	
7	Stevens Janice	CAN 	-21 F	22,7m	
8	Delgado Angela	COL 	-21 F	22,5m	

**Under 21 Men Jump Results**

Homologation: Ranking List








	Name	Country	Categ.	Eliminatorias	Finales
1	Selsor Storm	USA 	-21 M	55,1m	59,0m
2	Collins Stephen	CAN 	-21 M	59,4m	58,5m
3	Mejia Alberto	COL 	-21 M	55,4m	58,4m
4	Linares Roberto	COL 	-21 M	52,2m	56,2m
5	Ritter Emile	CHI 	-21 M	55,4m	56,1m
6	Ambrosi Sandro	MEX 	-21 M	56,9m	54,7m
7	Correa Santiago	COL 	-21 M	49,7m	

22/11/2010 - 28/11/2010

	Name	Country	Categ.	Eliminatorias	Finales
8	Brooks Steven	USA 	-21 M	49,5m	
9	Castro Pablo	CHI 	-21 M	47,5m	
10	Patricio Augustin	ARG 	-21 M	38,0m	
11	Malarczuc Martin	ARG 	-21 M	35,1m	










**Open Ladies Jump Results**

Homologation: Ranking List

	Name	Country	Categ.	Eliminatorias	Finales
1	Jaquess Regina	USA 	Ope F	48,8m	50,8m
2	Mcclintock Whitney	CAN 	Ope F	44,1m	46,8m
3	Bennett Danyelle	USA 	Ope F	45,3m	46,5m
4	Hensley Caroline	USA 	Ope F	45,0m	46,4m
5	Miranda Tiare	CHI 	Ope F	38,3m	
6	Cuglievan Delfina (O)	PER 	Ope F	38,0m	
7	Naser Nicole (O)	CHI 	Ope F	30,8m	


**Open Men Jump Results**

Homologation: Ranking List

	Name	Country	Categ.	Eliminatorias	Finales
1	Krueger Freddy	USA 	Ope M	67,0m	67,5m
2	Dodd Ryan	CAN 	Ope M	64,1m	66,3m
3	Magnowski Kole	CAN 	Ope M	59,6m	62,3m
4	Miranda Rodrigo	CHI 	Ope M	64,7m	58,9m
5	Robledo Alejandro (O)	COL 	Ope M	49,9m	
6	Renosto Jorge	ARG 	Ope M	47,7m	
7	López Martín	ARG 	Ope M	46,6m	
8	Mustafa Mario Andres	PER 	Ope M	42,8m	
9	Malarczuc Martin (O)	ARG 	Ope M	37,5m	







**Over 35 Ladies Jump Results**

Homologation: Ranking List

	Name	Country	Categ.	Eliminatorias	Finales
1	Knight Sandy	USA 	35+ F	20,5m	0,0m




**Over 35 Men Jump Results**


Homologation: Ranking List

	Name	Country	Categ.	Eliminatorias	Finales
1	Shaw Marc	USA 	35+ M	58,6m	58,2m
2	Knight Tony	USA 	35+ M	52,1m	52,8m
3	Angel Francisco	MEX 	35+ M	39,8m	41,3m
4	Giorgis German	ARG 	35+ M	38,4m	
5	Macias Julian	MEX 	35+ M	36,0m	
6	Patricio Carlos	ARG 	35+ M	20,9m	

**Over 45 Ladies Jump Results**






Homologation: Ranking List

	Name	Country	Categ.	Eliminatorias	Finales
1	Morris Connie	USA 	45+ F	27,0m	27,3m
2	Fausold Janie	USA 	45+ F	23,6m	24,3m
3	Abbot Beverly	USA 	45+ F	21,5m	21,2m

	Name	Country	Categ.	Eliminatorias	Finales
4	Moore Jo-Anne	CAN 	45+ F	20,4m	

**Over 45 Men Jump Results**

Homologation: Ranking List

	Name	Country	Categ.	Eliminatorias	Finales
1	Stevens Mark	CAN 	45+ M	47,4m	45,8m
2	Grau Mitch	USA 	45+ M	44,5m	45,5m
3	Person Peter	CAN 	45+ M	32,5m	32,4m
4	Ritter Robert	CHI 	45+ M	29,3m	
5	Fernandez Antonio	COL 	45+ M	25,0m	

Chief Judge  
Jeff SmithHomologator  
Felix LoretoScorer  
Angela Bailey