




Under 10 Girls Tricks Results

Homologation: Ranking List

	Name	Country	Categ.	Round 1	Round 2	Overall
1	Shaw Isabelle	AUS 	U10 F	40	40	40.00



Under 10 Boys Slalom Results

Homologation: Ranking List

	Name	Country	Categ.	Round 1	Round 2	Overall
1	Ashcroft Callan	AUS 	U10 M	1.00/28	1.50/40	1000.00
1	Sheldon Flynn	AUS 	U10 M	1.00/28	1.50/40	1000.00



Under 10 Boys Tricks Results

Homologation: Ranking List

	Name	Country	Categ.	Round 1	Round 2	Overall
1	Ashcroft Callan	AUS 	U10 M	910	910	1000.00
2	Sheldon Flynn	AUS 	U10 M	260	320	351.65



Under 14 Girls Slalom Results

Homologation: Ranking List

	Name	Country	Categ.	Round 1	Round 2	Overall
1	Harward Zoe	AUS 	U14 F	2.00/52/16.00	0.00/52/16.00	1000.00
2	Sheldon Charlotte	AUS 	U14 F	1.50/37	0.50/34	170.45


Under 14 Girls Tricks Results

Homologation: Ranking List

	Name	Country	Categ.	Round 1	Round 2	Overall
1	Harward Zoe	AUS 	U14 F	1240	1220	1000.00
2	Sheldon Charlotte	AUS 	U14 F	200	200	161.29



Under 14 Girls Jump Results

Homologation: Ranking List

	Name	Country	Categ.	Round 1	Round 2	Overall
1	Harward Zoe	AUS 	U14 F	13.9m	14.1m	1000.00



Under 14 Boys Slalom Results

Homologation: Ranking List

	Name	Country	Categ.	Round 1	Round 2	Overall
1	Goode Brodie	AUS 	U14 M	1.00/55/16.00	5.50/43	1000.00
2	Stevens Nicholas	AUS 	U14 M	3.00/52	2.50/43	677.42



Under 14 Boys Tricks Results

Homologation: Ranking List

	Name	Country	Categ.	Round 1	Round 2	Overall
1	Goode Brodie	AUS 	U14 M	1260	1670	1000.00
2	Stevens Nicholas	AUS 	U14 M	360	360	215.57










Under 14 Boys Jump Results

Homologation: Ranking List

	Name	Country	Categ.	Round 1	Round 2	Overall
1	Goode Brodie	AUS 	U14 M	22.5m	23.0m	1000.00
2	Stevens Nicholas	AUS 	U14 M	0.0m	10.9m	69.23










Under 17 Girls Slalom Results

Homologation: Ranking List

	Name	Country	Categ.	Round 1	Round 2	Overall
1	Bonnemann Chiara	GER 	U17 F	2.00/55/12.00	5.00/55/13.00	1000.00
2	Griffiths Stephanie	AUS 	U17 F	1.50/55/13.00	4.50/55/16.00	828.95
3	Mulach Bianca	AUS 	U17 F	4.00/55/14.25	3.50/55/16.00	736.84
4	Harward Kayla	AUS 	U17 F	3.50/55/16.00	2.00/55/14.25	684.21
5	Lochner Sarah	AUS 	U17 F	5.00/55/16.00	4.50/55/16.00	605.26
6	Burns Jasmine	AUS 	U17 F	2.50/52	1.00/55/14.25	657.89
7	Burns Teagan	AUS 	U17 F	2.50/55/14.25	4.50/49	697.37
8	Crossland Emily	AUS 	U17 F	3.00/52	2.50/52	236.84
9	Ryan Tara	AUS 	U17 F	3.50/49	0.00/55/18.25	315.79







Under 17 Girls Tricks Results

Homologation: Ranking List

	Name	Country	Categ.	Round 1	Round 2	Overall
1	Mulach Bianca	AUS 	U17 F	5500	4440	1093.44
2	Bonnemann Chiara	GER 	U17 F	5030	3700	1000.00
3	Griffiths Stephanie	AUS 	U17 F	3780	3860	767.40
4	Harward Kayla	AUS 	U17 F	3610	2520	717.69
5	Burns Jasmine	AUS 	U17 F	1670	1920	381.71
6	Lochner Sarah	AUS 	U17 F	1660	1740	345.92
7	Burns Teagan	AUS 	U17 F	3190		634.19
8	Ryan Tara	AUS 	U17 F	560	840	167.00
9	Crossland Emily	AUS 	U17 F	370	560	111.33




Under 17 Girls Jump Results

Homologation: Ranking List

	Name	Country	Categ.	Round 1	Round 2	Overall
1	Bonnemann Chiara	GER 	U17 F	35.3m	36.2m	1000.00
2	Griffiths Stephanie	AUS 	U17 F	30.8m	31.6m	801.72
3	Harward Kayla	AUS 	U17 F	29.4m	30.3m	745.69
4	Burns Jasmine	AUS 	U17 F	25.9m	24.9m	556.03
5	Lochner Sarah	AUS 	U17 F	14.2m	14.6m	68.97
6	Burns Teagan	AUS 	U17 F	0.0m		



Under 17 Boys Slalom Results

Homologation: Ranking List

	Name	Country	Categ.	Round 1	Round 2	Overall
1	Kenny Julian	AUS 	U17 M	4.00/58/14.25	1.50/58/14.25	1272.73
2	Ryan Tom	AUS 	U17 M	4.00/58/16.00	3.00/58/16.00	1000.00
3	Miller Reece	AUS 	U17 M	3.50/55/18.25	3.00/58/18.25	681.82



Under 17 Boys Tricks Results

Homologation: Ranking List

	Name	Country	Categ.	Round 1	Round 2	Overall
1	Ryan Tom	AUS 	U17 M	550	480	1000.00
2	Miller Reece	AUS 	U17 M	240	460	836.36




Under 17 Boys Jump Results

Homologation: Ranking List

	Name	Country	Categ.	Round 1	Round 2	Overall
1	Miller Reece	AUS 	U17 M	30.2m	19.0m	1000.00
2	Ryan Tom	AUS 	U17 M	16.7m	0.0m	



Under 21 Men Slalom Results

Homologation: Ranking List

	Name	Country	Categ.	Round 1	Round 2	Overall
1	Sheldon Jack	AUS 	U21 M	4.50/58/13.00	2.50/58/13.00	1000.00
2	Sheldon James	AUS 	U21 M	2.50/58/13.00	5.25/58/18.25	911.11
3	Louder Joshua	AUS 	U21 M	4.50/58/16.00	0.00/58/18.25	466.67




Under 21 Men Tricks Results

Homologation: Ranking List

	Name	Country	Categ.	Round 1	Round 2	Overall
1	Louder Joshua	AUS 	U21 M	520	650	1000.00
2	Sheldon Jack	AUS 	U21 M	400		615.38


Under 21 Men Jump Results

Homologation: Ranking List

	Name	Country	Categ.	Round 1	Round 2	Overall
1	Sheldon James	AUS 	U21 M	44.8m	42.2m	961.17
2	Louder Joshua	AUS 	U21 M	45.6m	35.4m	1000.00
3	Sheldon Jack	AUS 	U21 M	29.3m	24.5m	208.74


Open Women Slalom Results

Homologation: Ranking List

	Name	Country	Categ.	Round 1	Round 2	Overall
1	Humphrey Cathryn	AUS 	Ope F	3.00/55/12.00	2.00/55/12.00	1000.00


Open Women Tricks Results

Homologation: Ranking List

	Name	Country	Categ.	Round 1	Round 2	Overall
1	Humphrey Cathryn	AUS 	Ope F	7760		1000.00




Open Women Jump Results

Homologation: Ranking List

	Name	Country	Categ.	Round 1	Round 2	Overall
1	Humphrey Cathryn	AUS 	Ope F	38.8m		1000.00


Open Men Slalom Results

Homologation: Ranking List

	Name	Country	Categ.	Round 1	Round 2	Overall
1	Efverstrom Johan	SWE 	Ope M	1.50/58/10.75	4.00/58/11.25	37.50
2	Purcell Nick	AUS 	Ope M	2.00/58/11.25	1.50/58/11.25	32.00
3	Howely Joel	AUS 	Ope M	2.50/58/12.00	2.50/58/12.00	26.50


Over 35 Women Slalom Results

Homologation: Ranking List

	Name	Country	Categ.	Round 1	Round 2	Overall
1	Urquard Nichole	AUS 	O35 F	2.00/52/13.00	4.00/52/14.25	1000.00


Over 35 Women Tricks Results

Homologation: Ranking List

	Name	Country	Categ.	Round 1	Round 2	Overall
1	Urquard Nichole	AUS 	O35 F	2740	2130	1000.00




Over 35 Women Jump Results

Homologation: Ranking List

	Name	Country	Categ.	Round 1	Round 2	Overall
1	Urquard Nichole	AUS 	O35 F	30.3m	28.3m	1000.00


Over 35 Men Slalom Results

Homologation: Ranking List

	Name	Country	Categ.	Round 1	Round 2	Overall
1	Briant Wayne	AUS 	O35 M	1.50/55/12.00	1.00/55/11.25	1396.23
2	Ashcroft Graham	AUS 	O35 M	2.50/55/13.00	2.00/55/13.00	1000.00
3	Rowan Michael	AUS 	O35 M	4.50/52	5.50/55/13.00	1113.21


Over 35 Men Tricks Results

Homologation: Ranking List

	Name	Country	Categ.	Round 1	Round 2	Overall
1	Ashcroft Graham	AUS 	O35 M	970		1000.00


Over 35 Men Jump Results

Homologation: Ranking List

	Name	Country	Categ.	Round 1	Round 2	Overall
1	Ashcroft Graham	AUS 	O35 M	39.9m	37.3m	1000.00


Over 45 Men Slalom Results

Homologation: Ranking List

	Name	Country	Categ.	Round 1	Round 2	Overall
1	Louder Mark	AUS 	O45 M	2.00/55/14.25	5.00/55/16.00	1000.00


Over 45 Men Tricks Results

Homologation: Ranking List

	Name	Country	Categ.	Round 1	Round 2	Overall
1	Louder Mark	AUS 	O45 M	1910	850	1000.00







Over 45 Men Jump Results

Homologation: Ranking List

	Name	Country	Categ.	Round 1	Round 2	Overall
1	Louder Mark	AUS 	O45 M	36.6m	34.9m	1000.00


Over 21 Men Slalom Results

Homologation: Ranking List

	Name	Country	Categ.	Round 1	Round 2	Overall
1	Finnimore David	AUS 	O21 M	1.50/58/13.00	1.50/58/12.00	1307.69
2	Shaw Matthew	AUS 	O21 M	4.50/58/13.00	3.00/58/14.25	1153.85
3	Faoro Jarrad	AUS 	O21 M	3.50/58/14.25	1.50/58/13.00	1000.00
4	Daff Toby	AUS 	O21 M	1.00/58/14.25	2.00/58/18.25	666.67
5	Giacornelli Eamon	AUS 	O21 M	5.00/58/18.25	2.00/55/18.25	256.41
6	Walker Josh	AUS 	O21 M	1.50/58/18.25	3.00/58/18.25	153.85


Over 21 Men Tricks Results

Homologation: Ranking List

	Name	Country	Categ.	Round 1	Round 2	Overall
1	Faoro Jarrad	AUS 	O21 M	1080		1000.00


Over 21 Men Jump Results

Homologation: Ranking List

	Name	Country	Categ.	Round 1	Round 2	Overall
1	Faoro Jarrad	AUS 	O21 M	44.4m		1000.00


Over 21 Women Slalom Results

Homologation: Ranking List

	Name	Country	Categ.	Round 1	Round 2	Overall
1	Milgate Hollie	AUS 	O21 F	0.00/34	0.50/43	

Over 21 Women Tricks Results

Homologation: Ranking List

	Name	Country	Categ.	Round 1	Round 2	Overall
1	Milgate Hollie	AUS 	O21 F	200		200.00

Chief Judge

Homologator

Scorer