



























Under 17 Girls Slalom Results

Homologation: Ranking List

	Name	Country	Categ.	Round 1	Round 2	Pts	Overall
1	Haw Makayla	USA 	U17 F	2.00/55/12.00	0.50/55/12.00	74.50	993.46
2	Carroll Jacinta	AUS 	U17 F	2.25/55/12.00	0.50/55/13.00	68.75	1000.00
3	Morgan Lauren	USA 	U17 F	2.00/55/12.00	5.00/55/14.25	67.00	993.46
4	Gray Jayme	AUS 	U17 F	1.25/55/13.00	2.00/55/13.00	63.25	836.60
5	Lang Erika	USA 	U17 F	1.50/55/13.00	3.00/55/14.25	58.50	823.53
6	Clegg Jacinta	AUS 	U17 F	3.00/55/13.00	3.50/55/16.00	54.50	862.75
7	Griffiths Stephanie	AUS 	U17 F	0.50/55/13.00	4.50/55/16.00	53.00	797.39
8	Burns Teagan	AUS 	U17 F	3.50/55/14.25	1.50/55/16.00	47.00	718.95
8	Morgan Jenna	USA 	U17 F	2.00/55/14.25	3.00/55/16.00	47.00	679.74
10	Mulach Bianca	AUS 	U17 F	3.50/55/16.00	4.00/55/16.00	43.50	575.16
11	Mcdonald Jacqueline	AUS 	U17 F	1.50/55/16.00	4.50/55/16.00	42.00	588.24
12	Lochner Sarah	AUS 	U17 F	4.00/55/16.00	4.50/55/18.25	38.50	575.16
13	Colliccoat Olivia	AUS 	U17 F	3.00/55/14.25	0.50/49	27.50	705.88
14	Harward Kayla	AUS 	U17 F	2.00/49	4.00/49	6.00	104.58















Under 17 Boys Slalom Results

Homologation: Ranking List

	Name	Country	Categ.	Round 1	Round 2	Pts	Overall
1	Bradstreet Timothy	AUS 	U17 M	2.00/58/11.25	1.00/58/11.25	87.00	1000.00
2	Briant Joshua	AUS 	U17 M	4.00/58/12.00	4.00/58/12.00	80.00	909.09
3	Miller Jason	AUS 	U17 M	0.50/58/12.00	2.50/58/12.00	75.00	875.00
4	King Alex	NZL 	U17 M	3.00/58/12.00	4.00/58/13.00	73.00	886.36
5	Sheldon James	AUS 	U17 M	4.00/58/12.00	1.50/58/14.25	65.50	909.09
6	Jeude Craig	AUS 	U17 M	0.00/58/14.25	1.00/58/13.00	55.00	704.55
7	Davis Archie	AUS 	U17 M	2.00/58/14.25	4.00/58/14.25	54.00	636.36
8	Nelson-Cranfield Trent	AUS 	U17 M	5.00/58/14.25	0.00/58/14.25	53.00	659.09
9	Zendler Tyce	AUS 	U17 M	2.25/58/14.25	2.50/58/14.25	52.75	602.27
10	Mcmurray Callum	AUS 	U17 M	5.00/52	2.50/58/12.00	43.50	875.00
11	Sheldon Jack	AUS 	U17 M	1.00/52	0.00/58/13.00	31.00	681.82
12	Wooderson Damon	AUS 	U17 M	5.00/58/18.25	0.50/58/18.25	29.50	386.36












Under 17 Girls Tricks Results

Homologation: Ranking List

	Name	Country	Categ.	Round 1	Round 2	Pts	Overall
1	Lang Erika	USA 	U17 F	8550	6500	15050	1000.00
2	Gay Anna	USA 	U17 F	4870	5560	10430	650.29
3	Morgan Lauren	USA 	U17 F	3970	5200	9170	608.19
4	Mulach Bianca	AUS 	U17 F	3890	5110	9000	597.66
5	Carroll Jacinta	AUS 	U17 F	3990	4940	8930	577.78
6	Miller Katelyn	AUS 	U17 F	3900	4570	8470	534.50
7	Clegg Jacinta	AUS 	U17 F	2780	3320	6100	388.30
8	Morgan Jenna	USA 	U17 F	2840	2920	5760	341.52
9	Simmonds Tayla	AUS 	U17 F	2790	2820	5610	329.82
10	Burns Teagan	AUS 	U17 F	2810	2780	5590	328.65
11	Haw Makayla	USA 	U17 F	2820	2760	5580	329.82
12	O'Toole Carly	AUS 	U17 F	2490	2780	5270	325.15
13	Harward Kayla	AUS 	U17 F	2570	2370	4940	300.58
14	Griffiths Stephanie	AUS 	U17 F	2170	2610	4780	305.26











Under 17 Boys Tricks Results

Homologation: Ranking List

	Name	Country	Categ.	Round 1	Round 2	Pts	Overall
1	Briant Joshua	AUS 	U17 M	8320	9700	18020	1000.00
2	Bradstreet Timothy	AUS 	U17 M	7690	9510	17200	980.41
3	Davis Archie	AUS 	U17 M	5370	6150	11520	634.02
4	Font Diego	MEX 	U17 M	4490	4150	8640	462.89
5	Lang Nicholas	USA 	U17 M	3900	4300	8200	443.30
6	Miller Jason	AUS 	U17 M	3820	3550	7370	393.81
7	Font Patricio	MEX 	U17 M	3200	3350	6550	345.36
8	Wallent Joshua	AUS 	U17 M	2580	2830	5410	291.75
9	Fitzsimons Jeffrey	AUS 	U17 M	2720	2590	5310	280.41
10	Davis Mack	AUS 	U17 M	2580	2580	5160	265.98
11	Zendler Tyce	AUS 	U17 M	850	2750	3600	283.51















Under 17 Girls Jump Results

Homologation: Ranking List

	Name	Country	Categ.	Round 1	Round 2	Pts	Overall
1	Carroll Jacinta	AUS 	U17 F	47.3m	48.3m	95.6	1000.00
2	Morgan Lauren	USA 	U17 F	42.9m	41.0m	83.9	847.03
3	Haw Makayla	USA 	U17 F	35.3m	38.1m	73.4	711.05
4	Burns Teagan	AUS 	U17 F	31.5m	29.4m	60.9	524.08
5	Griffiths Stephanie	AUS 	U17 F	29.5m	26.5m	56.0	467.42
6	Mcdonald Jacqueline	AUS 	U17 F	28.1m	27.7m	55.8	427.76
7	Colliccoat Olivia	AUS 	U17 F	28.3m	26.4m	54.7	433.43
7	Harward Kayla	AUS 	U17 F	27.9m	26.8m	54.7	422.10
9	Lang Erika	USA 	U17 F	24.8m	26.4m	51.2	379.60
10	Morgan Jenna	USA 	U17 F	21.6m	21.0m	42.6	243.63

Under 17 Boys Jump Results

Homologation: Ranking List

	Name	Country	Categ.	Round 1	Round 2	Pts	Overall
1	Bradstreet Timothy	AUS 	U17 M	55.1m	58.8m	113.9	1000.00
2	Sheldon James	AUS 	U17 M	43.2m	42.9m	86.1	597.94
3	King Alex	NZL 	U17 M	39.5m	44.8m	84.3	639.18
4	Mcmurray Callum	AUS 	U17 M	42.2m	40.2m	82.4	572.16
5	Jeude Craig	AUS 	U17 M	38.4m	41.1m	79.5	543.81
6	Briant Joshua	AUS 	U17 M	36.0m	42.8m	78.8	587.63
7	Zendler Tyce	AUS 	U17 M	36.0m	34.7m	70.7	412.37
8	Miller Jason	AUS 	U17 M	32.6m	37.4m	70.0	448.45
9	Davis Archie	AUS 	U17 M	34.0m	34.1m	68.1	363.40
10	Wallent Joshua	AUS 	U17 M	30.3m	35.0m	65.3	386.60
11	Sheldon Jack	AUS 	U17 M	31.1m	33.8m	64.9	355.67
12	Lang Nicholas	USA 	U17 M	30.8m	32.7m	63.5	327.32
13	Nelson-Cranfield Trent	AUS 	U17 M	30.0m	31.5m	61.5	296.39
14	Wooderson Damon	AUS 	U17 M		23.7m	23.7	95.36

Chief Judge

Chief Scorer