



Under 10 Boys Slalom Results

Homologation: Ranking List

	Name	Country	Categ.	Round 1	Round 2	Round 3	Overall
1	Sheldon Flynn	AUS 	U10 M	5.00/34	2.50/28	3.50/28	1000.00


Under 10 Girls Slalom Results

Homologation: Ranking List

	Name	Country	Categ.	Round 1	Round 2	Round 3	Overall
1	Sheldon Charlotte	AUS 	U10 F	3.00/28	2.00/28	2.00/28	1000.00



Under 14 Boys Slalom Results

Homologation: Ranking List

	Name	Country	Categ.	Round 1	Round 2	Round 3	Overall
1	Burns Ryan	AUS 	U14 M	5.00/55/18.25	4.00/52	0.50/52	1000.00




Under 14 Girls Slalom Results

Homologation: Ranking List

	Name	Country	Categ.	Round 1	Round 2	Round 3	Overall
1	Burns Jasmine	AUS 	U14 F	2.50/52/16.00	5.00/52/16.00	4.00/52/16.00	1000.00
2	Harward Zoe	AUS 	U14 F	1.00/52	2.00/34	2.50/46	787.23






Under 17 Boys Slalom Results

Homologation: Ranking List

	Name	Country	Categ.	Round 1	Round 2	Round 3	Overall
1	Briant Joshua	AUS 	U17 M	4.50/58/12.00	3.00/58/12.00	3.50/58/12.00	1000.00
2	Sheldon Jack	AUS 	U17 M	4.50/58/13.00	3.00/58/14.25	3.00/58/13.00	851.85
3	Ryan Thomas	AUS 	U17 M	3.50/55/18.25	2.00/58/18.25	0.00/58/18.25	345.68


Under 17 Girls Slalom Results

Homologation: Ranking List

	Name	Country	Categ.	Round 1	Round 2	Round 3	Overall
1	Mulach Bianca	AUS 	U17 F	0.50/55/13.00	4.00/55/14.25	3.50/55/14.25	1129.63
2	Ryan Tara	AUS 	U17 F	2.50/52	2.00/55/18.25	1.00/55/16.00	703.70
3	Burns Teagan	AUS 	U17 F	3.50/55/18.25		4.50/55/18.25	611.11
4	Harward Kayla	AUS 	U17 F	2.00/55/14.25	3.00/55/14.25	6.00/52	1000.00
5	Lochner Sarah	AUS 	U17 F	4.00/55/18.25			592.59



Under 21 Men Slalom Results

Homologation: Ranking List

	Name	Country	Categ.	Round 1	Round 2	Round 3	Overall
1	Sheldon James	AUS 	U21 M	1.50/58/13.00	1.00/58/11.25	3.00/58/12.00	1000.00


Open Men Slalom Results

Homologation: Ranking List

	Name	Country	Categ.	Round 1	Round 2	Round 3	Overall
1	Barber Mitchell	AUS 	Ope M	2.50/58/12.00	3.00/58/12.00	3.50/58/11.25	33.50
2	Bray Lee	AUS 	Ope M	3.50/58/18.25	2.00/58/12.00	1.50/58/13.00	26.00



Open Women Slalom Results

Homologation: Ranking List

	Name	Country	Categ.	Round 1	Round 2	Round 3	Overall
1	Briant Michale	AUS 	Ope F	4.00/55/12.00	2.00/55/12.00	4.00/55/12.00	28.00


Over 35 Men Slalom Results

Homologation: Ranking List

	Name	Country	Categ.	Round 1	Round 2	Round 3	Overall
1	Briant Wayne	AUS 	O35 M	5.00/55/12.00	2.00/55/11.25	5.50/55/12.00	38.00
2	Rowan Michael	AUS 	O35 M	1.00/55/11.25	1.50/55/11.25	4.50/55/12.00	37.50

Over 35 Women Slalom Results


Homologation: Ranking List

	Name	Country	Categ.	Round 1	Round 2	Round 3	Overall
1	Urquhart Nicole	AUS 	O35 F	0.50/52/14.25	2.50/52/14.25		1000.00

Over 55 Men Slalom Results


Over 21 Men Slalom Results

Homologation: Ranking List

	Name	Country	Categ.	Round 1	Round 2	Round 3	Overall
1	Barbuto Peter	AUS 	O21 M	2.50/58/14.25	3.00/58/18.25	1.50/58/16.00	14.50


Under 10 Boys Tricks Results

Homologation: Ranking List

	Name	Country	Categ.	Round 1	Round 2	Round 3	Overall
1	Sheldon Flynn	AUS 	U10 M	80	80	80	1000.00


Under 10 Girls Tricks Results

Homologation: Ranking List

	Name	Country	Categ.	Round 1	Round 2	Round 3	Overall
1	Sheldon Charlotte	AUS 	U10 F	260	0	200	1000.00



Under 14 Boys Tricks Results

Homologation: Ranking List

	Name	Country	Categ.	Round 1	Round 2	Round 3	Overall
1	Burns Ryan	AUS 	U14 M	1870	1320	1590	1000.00




Under 14 Girls Tricks Results

Homologation: Ranking List

	Name	Country	Categ.	Round 1	Round 2	Round 3	Overall
1	Burns Jasmine	AUS 	U14 F	1410	1540	1410	1000.00
2	Harward Zoe	AUS 	U14 F	1240	840	1200	805.19





Under 17 Boys Tricks Results

Homologation: Ranking List

	Name	Country	Categ.	Round 1	Round 2	Round 3	Overall
1	Briant Joshua	AUS 	U17 M	8740	7290	9630	1000.00
2	Sheldon Jack	AUS 	U17 M	510	910	1210	125.65
3	Ryan Thomas	AUS 	U17 M	860	640	990	102.80


Under 17 Girls Tricks Results

Homologation: Ranking List

	Name	Country	Categ.	Round 1	Round 2	Round 3	Overall
1	Harward Kayla	AUS 	U17 F	2740	2050	3560	1000.00
2	Mulach Bianca	AUS 	U17 F	3640	1950	2110	1022.47
3	Ryan Tara	AUS 	U17 F	320	600	400	168.54
4	Lochner Sarah	AUS 	U17 F	1420			398.88


Open Women Tricks Results

Homologation: Ranking List

	Name	Country	Categ.	Round 1	Round 2	Round 3	Overall
1	Briant Michale	AUS 	Ope F	8250	5170	7300	8250.00


Over 35 Men Tricks Results

Homologation: Ranking List

	Name	Country	Categ.	Round 1	Round 2	Round 3	Overall
1	Briant Wayne	AUS 	O35 M	2180	1770	2590	2590.00


Over 35 Women Tricks Results

Homologation: Ranking List

	Name	Country	Categ.	Round 1	Round 2	Round 3	Overall
1	Urquhart Nicole	AUS 	O35 F	1830	2210		1000.00


Over 55 Men Tricks Results

Homologation: Ranking List

	Name	Country	Categ.	Round 1	Round 2	Round 3	Overall
1	Crisp Richard	AUS 	O55 M	1860	1770	2510	2510.00


Over 55 Women Tricks Results

Homologation: Ranking List

	Name	Country	Categ.	Round 1	Round 2	Round 3	Overall
1	Crisp Sue	AUS 	O55 F	1430	1340	1270	1430.00



Under 14 Boys Jump Results

Homologation: Ranking List

	Name	Country	Categ.	Round 1	Round 2	Round 3	Overall
1	Burns Ryan	AUS 	U14 M	19.5m	19.0m	0.0m	1000.00



Under 14 Girls Jump Results

Homologation: Ranking List

	Name	Country	Categ.	Round 1	Round 2	Round 3	Overall
1	Harward Zoe	AUS 	U14 F	9.0m	10.8m	10.6m	537.31
2	Burns Jasmine	AUS 	U14 F	18.9m	20.1m	0.0m	1000.00



Under 17 Boys Jump Results

Homologation: Ranking List

	Name	Country	Categ.	Round 1	Round 2	Round 3	Overall
1	Briant Joshua	AUS 	U17 M	50.1m	46.3m	44.4m	1000.00
2	Sheldon Jack	AUS 	U17 M	28.3m	30.9m	30.6m	362.13


Under 17 Girls Jump Results

Homologation: Ranking List

	Name	Country	Categ.	Round 1	Round 2	Round 3	Overall
1	Burns Teagan	AUS 	U17 F	27.9m			1000.00
2	Harward Kayla	AUS 	U17 F	24.7m			785.23

Over 35 Women Jump Results

Homologation: Ranking List

	Name	Country	Categ.	Round 1	Round 2	Round 3	Overall
1	Urquhart Nicole	AUS 	O35 F	25.5m			1000.00

Over 21 Women Jump Results

Chief Judge

Homologator

Scorer