




































Under 17 Girls Slalom Results

Homologation: World record

	Name	Country	Categ.	Preliminary Round	Final Round	Overall	Team
1	Morgan Lauren	USA 	-17 F	4.00/55/12.00	1.00/55/11.25	1000.00	1000.00
2	Carter Brie	*USA 	-17 F	5.00/55/12.00	5.00/55/12.00		
3	Waitt Nikki	*USA 	-17 F	4.25/55/12.00	4.00/55/12.00		
4	Haw Makayla	USA 	-17 F	1.00/55/11.25	3.50/55/12.00	1000.00	1000.00
5	Woolsey Taylor	*USA 	-17 F	2.00/55/12.00	3.00/55/12.00		
6	Poulain-Ferarios Camille	FRA 	-17 F	5.00/55/12.00	2.50/55/12.00	945.95	945.95
7	Wharton Charlotte	GBR 	-17 F	2.00/55/12.00	2.00/55/12.00	864.86	864.86
8	Singer Chantal	CAN 	-17 F	2.00/55/12.00	1.00/55/12.00	864.86	864.86
9	Cuglievan Ivanna	PER 	-17 F	2.00/55/12.00	5.00/55/13.00		864.86
10	Kaldis Arieta	ITA 	-17 F	1.00/55/12.00 (Tiebreak: 1.00/55/13.00)	3.00/55/13.00	837.84	837.84
11	Bonnemann Giannina	GER 	-17 F	(Tiebreak: 2.00/55/13.00) 2.00/55/12.00	2.50/55/13.00	864.86	864.86
12	Cambay Iris	FRA 	-17 F	2.50/55/12.00		878.38	878.38
13	Bonnemann Chiara	GER 	-17 F	1.00/55/12.00 (Tiebreak: 1.00/55/13.00)		837.84	837.84
14	Cespivova Anna	CZE 	-17 F	(Tiebreak: 0.50/55/13.00) 5.00/55/13.00		783.78	783.78
15	Grenier Valerie	CAN 	-17 F	3.00/55/13.00		729.73	729.73
15	Straltsova Hanna	BLR 	-17 F	3.00/55/13.00		729.73	729.73
17	Clegg Jacinta	AUS 	-17 F	1.50/55/13.00		689.19	689.19
17	Grant Taryn	CAN 	-17 F	1.50/55/13.00		689.19	689.19
19	Kisialiova Katsiaryna	BLR 	-17 F	1.00/55/13.00		675.68	675.68
19	Lang Erika	USA 	-17 F	1.00/55/13.00		675.68	675.68
19	Trejo Romero Fernanda	MEX 	-17 F	1.00/55/13.00			675.68
22	Phily Laura	FRA 	-17 F	5.00/55/14.25		621.62	621.62
23	Täfvander Jennifer	SWE 	-17 F	3.50/55/14.25			581.08
24	Christoforou Christina	CYP 	-17 F	3.00/55/14.25			567.57
25	Daniil Ioli	GRE 	-17 F	2.50/55/14.25			554.05
25	Naser Nicole	CHI 	-17 F	2.50/55/14.25		554.05	554.05
25	Palacios Ana	COL 	-17 F	2.50/55/14.25		554.05	554.05
25	Williams Lauren	GBR 	-17 F	2.50/55/14.25		554.05	554.05
29	Naser Fernanda	CHI 	-17 F	2.00/55/14.25			540.54
29	O'Connell Georgia	NZL 	-17 F	2.00/55/14.25		540.54	540.54
31	Chapoy Olavarrieta Carolina	MEX 	-17 F	5.00/55/16.00		459.46	459.46
32	Granhus Thea Caroline	NOR 	-17 F	2.50/55/16.00			391.89
33	Donaldson Rachel	NZL 	-17 F	2.00/55/16.00		378.38	378.38
34	Bondo Frederikke	DEN 	-17 F	4.00/55/18.25			270.27
35	Mateo-Florentino Ana	BEL 	-17 F	3.50/52			94.59
36	Ritter Pascale	CHI 	-17 F	0.00/52			














Under 17 Girls Tricks Results

Homologation: World record





















	Name	Country	Categ.	Preliminary Round	Final Round	Overall	Team
1	Cambray Iris	FRA 	-17 F	7780	8560	1000.00	1000.00
2	Lang Erika	USA 	-17 F	8070	7200	942.76	942.76
3	Bonnemann Giannina	GER 	-17 F	4510	6700	782.71	782.71
4	Straltsova Hanna	BLR 	-17 F	3880	4640	542.06	542.06
5	Poulain-Ferarios Camille	FRA 	-17 F	4390	4500	525.70	525.70
6	Chapoy Olavarrieta Carolina	MEX 	-17 F	4490	4440	524.53	524.53
7	Cespivova Anna	CZE 	-17 F	4190	4370	510.51	510.51
8	Singer Chantal	CAN 	-17 F	4530	4100	529.21	529.21
9	Morgan Lauren	USA 	-17 F	4270	3920	498.83	498.83
10	Naser Fernanda	CHI 	-17 F	4060	3190		474.30
11	Deshayes Julie	*FRA 	-17 F	3840	2630		
12	Bonnemann Chiara	GER 	-17 F	3840	1610	448.60	448.60
13	Kaldis Arieta	ITA 	-17 F	3830		447.43	447.43
14	Williams Lauren	GBR 	-17 F	3730		435.75	435.75
15	Haw Makayla	USA 	-17 F	3620		422.90	422.90
16	Kisialiova Katsiaryna	BLR 	-17 F	3570		417.06	417.06
17	Daniil Ioli	GRE 	-17 F	3420			399.53
18	Grenier Valerie	CAN 	-17 F	3400		397.20	397.20
19	Trejo Romero Fernanda	MEX 	-17 F	3230			377.34
20	Ritter Pascale	CHI 	-17 F	3210		375.00	375.00
21	O'Connell Georgia	NZL 	-17 F	3090		360.98	360.98
22	Phily Laura	FRA 	-17 F	2910		339.95	339.95
23	Cuglievan Natalia	PER 	-17 F	2730			318.93
23	Naser Nicole	CHI 	-17 F	2730		318.93	318.93
25	Pirozhenko Anna	UKR 	-17 F	2700			315.42
26	Donaldson Rachel	NZL 	-17 F	2620		306.07	306.07
27	Wharton Charlotte	GBR 	-17 F	2600		303.74	303.74
28	Grant Taryn	CAN 	-17 F	2580		301.40	301.40
29	Palacios Ana	COL 	-17 F	2410		281.54	281.54
30	Ivlyushkina Olga	UKR 	-17 F	1970			230.14
31	Täfvander Jennifer	SWE 	-17 F	1940			226.64
32	Clegg Jacinta	AUS 	-17 F	1560		182.24	182.24
33	Long Melissa	*CAN 	-17 F	1050			

Under 17 Girls Jump Results

Homologation: World record

	Name	Country	Categ.	Preliminary Round	Final Round	Overall	Team
1	Morgan Lauren	USA 	-17 F	41.3m (135ft)	43.9m (144ft)	1000.00	1000.00
2	Grant Taryn	CAN 	-17 F	37.7m (124ft)	42.0m (138ft)	938.51	938.51
3	Haw Makayla	USA 	-17 F	39.9m (131ft)	41.1m (135ft)	909.39	909.39
4	Greenwood Brittany	*USA 	-17 F	39.7m (130ft)	40.9m (134ft)		
5	Poulain-Ferarios Camille	FRA 	-17 F	39.8m (131ft)	40.6m (133ft)	893.20	893.20
6	Bonnemann Giannina	GER 	-17 F	40.4m (133ft)	39.3m (129ft)	886.73	886.73
7	Straltsova Hanna	BLR 	-17 F	37.4m (123ft)	39.2m (129ft)	847.90	847.90
8	Wharton Charlotte	GBR 	-17 F	34.5m (113ft)	36.8m (121ft)	770.23	770.23
9	Cespivova Anna	CZE 	-17 F	34.5m (113ft)	34.8m (114ft)	705.50	705.50
10	Donaldson Rachel	NZL 	-17 F	33.2m (109ft)	34.2m (112ft)	686.08	686.08
11	Chapoy Olavarrieta Carolina	MEX 	-17 F	32.9m (108ft) <small>(Tie break: 34.4m (113ft))</small>	32.2m (106ft)	644.01	644.01
12	Cambray Iris	FRA 	-17 F	37.3m (122ft)		786.41	786.41
13	Bonnemann Chiara	GER 	-17 F	32.9m (108ft) <small>(Tie break: 34.1m (112ft))</small>		644.01	644.01
14	Ritter Pascale	CHI 	-17 F	32.8m (108ft)		640.78	640.78
15	Phily Laura	FRA 	-17 F	32.5m (107ft)		631.07	631.07
16	Naser Nicole	CHI 	-17 F	31.8m (104ft)		608.41	608.41
17	Palacios Ana	COL 	-17 F	31.5m (103ft)		598.71	598.71
18	Kaldis Arieta	ITA 	-17 F	30.5m (100ft)		566.34	566.34
19	Grenier Valerie	CAN 	-17 F	30.4m (100ft)		563.11	563.11
20	Lang Erika	USA 	-17 F	30.3m (99ft)		559.87	559.87
21	Kisialiova Katsiaryna	BLR 	-17 F	30.2m (99ft)		556.63	556.63
22	O'Connell Georgia	NZL 	-17 F	29.0m (95ft)		517.80	517.80
23	Singer Chantal	CAN 	-17 F	25.6m (84ft)		407.77	407.77
24	Williams Lauren	GBR 	-17 F	24.7m (81ft)		378.64	378.64
25	Clegg Jacinta	AUS 	-17 F	23.2m (76ft)		330.10	330.10

Under 17 Girls Overall Results

	Name	Country	Categ.	Slalom	Tricks	Jump	Overall
1	Cambray Iris	FRA	 -17 F	878.38	1000.00	786.41	2664.79
2	Bonnemann Giannina	GER	 -17 F	864.86	782.71	886.73	2534.30
3	Morgan Lauren	USA	 -17 F	1000.00	498.83	1000.00	2498.83
4	Poulain-Ferarios Camille	FRA	 -17 F	945.95	525.70	893.20	2364.85
5	Haw Makayla	USA	 -17 F	1000.00	422.90	909.39	2332.29
6	Lang Erika	USA	 -17 F	675.68	942.76	559.87	2178.31
7	Straltsova Hanna	BLR	 -17 F	729.73	542.06	847.90	2119.69
8	Cespivova Anna	CZE	 -17 F	783.78	510.51	705.50	1999.79
9	Wharton Charlotte	GBR	 -17 F	864.86	303.74	770.23	1938.83
10	Bonnemann Chiara	GER	 -17 F	837.84	448.60	644.01	1930.45
11	Grant Taryn	CAN	 -17 F	689.19	301.40	938.51	1929.10
12	Kaldis Arieta	ITA	 -17 F	837.84	447.43	566.34	1851.61
13	Singer Chantal	CAN	 -17 F	864.86	529.21	407.77	1801.84
14	Grenier Valerie	CAN	 -17 F	729.73	397.20	563.11	1690.04
15	Kisialiova Katsiaryna	BLR	 -17 F	675.68	417.06	556.63	1649.37
16	Chapoy Olavarrieta Carolina	MEX	 -17 F	459.46	524.53	644.01	1628.00
17	Phily Laura	FRA	 -17 F	621.62	339.95	631.07	1592.64
18	Naser Nicole	CHI	 -17 F	554.05	318.93	608.41	1481.39
19	Palacios Ana	COL	 -17 F	554.05	281.54	598.71	1434.30
20	O'Connell Georgia	NZL	 -17 F	540.54	360.98	517.80	1419.32
21	Donaldson Rachel	NZL	 -17 F	378.38	306.07	686.08	1370.53
22	Williams Lauren	GBR	 -17 F	554.05	435.75	378.64	1368.44
23	Clegg Jacinta	AUS	 -17 F	689.19	182.24	330.10	1201.53
24	Ritter Pascale	CHI	 -17 F		375.00	640.78	1015.78































Under 17 Boys Slalom Results

Homologation: World record

	Name	Country	Categ.	Preliminary Round	Final Round	Overall	Team
1	Wilson K.C.	*USA 	-17 M	1.50/58/11.25	2.00/58/10.75		
2	Caruso Brando	ITA 	-17 M	2.00/58/11.25	4.00/58/11.25	1000.00	1000.00
3	Schultz-Sorensen Victor	DEN 	-17 M	1.50/58/11.25	3.00/58/11.25		975.00
4	Bradstreet Timothy	AUS 	-17 M	2.00/58/11.25	2.00/58/11.25	950.00	950.00
4	Bull Jaret	*CAN 	-17 M	2.00/58/11.25	2.00/58/11.25		
6	Nicholson Zane	*USA 	-17 M	2.00/58/11.25	1.50/58/11.25		
7	Patounis Achileas	GRE 	-17 M	1.00/58/11.25	3.00/58/12.00		925.00
8	Arteon Julien	*FRA 	-17 M	4.00/58/12.00	3.00/58/12.00		
9	Boone Mathieu	BEL 	-17 M	1.00/58/11.25	2.50/58/13.00		925.00
9	Mcdonald Haywood	USA 	-17 M	1.00/58/11.25	2.50/58/13.00	925.00	925.00
11	Briant Joshua	AUS 	-17 M	4.00/58/12.00	1.50/58/13.00	850.00	850.00
12	Berio Edoardo	ITA 	-17 M	1.00/58/11.25	2.50/58/14.25	925.00	925.00
13	Paci Alessandro	ITA 	-17 M	3.00/58/12.00		825.00	825.00
13	Robeldo Santiago	COL 	-17 M	3.00/58/12.00		825.00	825.00
13	Teigen Richard	NOR 	-17 M	3.00/58/12.00			825.00
16	Brooks Steven	*USA 	-17 M	2.50/58/12.00		812.50	
16	Sheldon James	AUS 	-17 M	2.50/58/12.00			812.50
18	Jollivet Maxence	FRA 	-17 M	2.00/58/12.00		800.00	800.00
18	Narciso Miguel Maria	POR 	-17 M	2.00/58/12.00			800.00
18	Nathanail Yiannis	GRE 	-17 M	2.00/58/12.00			800.00
18	Wharton Christopher	GBR 	-17 M	2.00/58/12.00		800.00	800.00
22	Jackson Samuel	*USA 	-17 M	1.50/58/12.00			
22	Mechler Mason	*USA 	-17 M	1.50/58/12.00			
24	Meisner Viktor	CZE 	-17 M	1.25/58/12.00		781.25	781.25
25	Plytas Nikolaos	GRE 	-17 M	1.00/58/12.00		775.00	775.00
25	Sanchez Ambrosi Ricardo	MEX 	-17 M	1.00/58/12.00			775.00
27	Partl Daniel	AUT 	-17 M	0.50/58/12.00		762.50	762.50
28	Robeldo Alejandro	COL 	-17 M	4.50/58/13.00		712.50	712.50
29	Labkovich Ilya	BLR 	-17 M	4.00/58/13.00		700.00	700.00
29	Turp William	GBR 	-17 M	4.00/58/13.00		700.00	700.00
31	Isayeu Aliaksandr	BLR 	-17 M	3.50/58/13.00		687.50	687.50
32	Weichhart Andreas	AUT 	-17 M	3.00/58/13.00		675.00	675.00
33	King Alex	NZL 	-17 M	2.00/58/13.00		650.00	650.00
34	Linden Lasse	SWE 	-17 M	1.50/58/13.00			637.50
34	Sander Hansen Malthe	DEN 	-17 M	1.50/58/13.00			637.50
36	Pigozzi Robert	DOM 	-17 M	5.00/58/14.25			575.00
37	Hruby Libor	CZE 	-17 M	4.50/58/14.25		562.50	562.50
38	Grosek Seppi	AUT 	-17 M	3.25/58/14.25		531.25	531.25
39	Tichy Vaclav	CZE 	-17 M	5.00/58/16.00		425.00	425.00
40	Novlan Mitchell	CAN 	-17 M	5.00/55/18.25		125.00	125.00
41	Öhman Patrik	SWE 	-17 M	4.50/55/18.25		112.50	112.50
42	Karantonis Stefanos	CYP 	-17 M	4.00/55/18.25			100.00
43	Arp Hansen Mikkel	DEN 	-17 M	3.50/55/18.25		87.50	87.50
43	Botero Mateo	COL 	-17 M	3.50/55/18.25		87.50	87.50
45	Hvaara Tobias	NOR 	-17 M	2.00/55/18.25			50.00





























Under 17 Boys Tricks Results

Homologation: World record


























	Name	Country	Categ.	Preliminary Round	Final Round	Overall	Team
1	Bradstreet Timothy	AUS 	-17 M	8430	8690	923.49	923.49
2	Labkovich Ilya	BLR 	-17 M	6970	7990	849.10	849.10
3	Robeldo Santiago	COL 	-17 M	6520	7350	781.08	781.08
4	Isayeu Aliaksandr	BLR 	-17 M	6880	7280	773.65	773.65
5	Briant Joshua	AUS 	-17 M	9410	7270	1000.00	1000.00
6	Robeldo Alejandro	COL 	-17 M	7710	7160	819.34	819.34
7	Caruso Brando	ITA 	-17 M	7000	7160	760.89	760.89
8	Plytas Nikolaos	GRE 	-17 M	7660	6990	814.03	814.03
9	Brooks Steven	*USA 	-17 M	6400	6000	680.13	
10	Meisner Viktor	CZE 	-17 M	5600	4940	595.11	595.11
11	Paci Alessandro	ITA 	-17 M	5410	4600	574.92	574.92
12	Fil'Chenko Danylo	UKR 	-17 M	5560	4420		590.86
13	Grosek Seppi	AUT 	-17 M	4690		498.41	498.41
14	Patounis Achileas	GRE 	-17 M	4480			476.09
15	Mcdonald Haywood	USA 	-17 M	4360		463.34	463.34
16	Font Nelson Diego	MEX 	-17 M	4300			456.96
17	Berio Edoardo	ITA 	-17 M	4200		446.33	446.33
18	Botero Mateo	COL 	-17 M	3900		414.45	414.45
19	Tichy Vaclav	CZE 	-17 M	3530		375.13	375.13
20	Novlan Mitchell	CAN 	-17 M	3210		341.13	341.13
21	Hruby Libor	CZE 	-17 M	2960		314.56	314.56
22	Jollivet Maxence	FRA 	-17 M	2800		297.56	297.56
23	Öhman Patrik	SWE 	-17 M	2430		258.24	258.24
24	Partl Daniel	AUT 	-17 M	2400		255.05	255.05
25	Turp William	GBR 	-17 M	2380		252.92	252.92
26	King Alex	NZL 	-17 M	2340		248.67	248.67
27	Weichhart Andreas	AUT 	-17 M	2270		241.23	241.23
28	Sanchez Ambrosi Ricardo	MEX 	-17 M	1720			182.78
29	Wharton Christopher	GBR 	-17 M	1510		160.47	160.47
30	Arp Hansen Mikkel	DEN 	-17 M	1330		141.34	141.34

Under 17 Boys Jump Results

Homologation: World record

	Name	Country	Categ.	Preliminary Round	Final Round	Overall	Team
1	Bradstreet Timothy	AUS 	-17 M	54.8m (180ft)	59.1m (194ft)	1000.00	1000.00
2	Wharton Christopher	GBR 	-17 M	46.5m (153ft)	52.8m (173ft)	838.87	838.87
3	Robeldo Alejandro	COL 	-17 M	47.7m (156ft)	51.3m (168ft)	800.51	800.51
4	Hvaara Tobias	NOR 	-17 M	47.3m (155ft)	50.4m (165ft)		777.49
5	Partl Daniel	AUT 	-17 M	49.0m (161ft)	50.1m (164ft)	769.82	769.82
6	Grosek Seppi	AUT 	-17 M	45.9m (151ft)	49.6m (163ft)	757.03	757.03
7	Weichhart Andreas	AUT 	-17 M	49.5m (162ft)	49.5m (162ft)	754.48	754.48
8	Briant Joshua	AUS 	-17 M	47.3m (155ft)	47.0m (154ft)	698.21	698.21
9	Hruby Libor	CZE 	-17 M	46.3m (152ft)	46.2m (152ft)	672.63	672.63
10	Brooks Steven	*USA 	-17 M	46.2m (152ft)	45.8m (150ft)	670.08	
11	King Alex	NZL 	-17 M	45.8m (150ft)	44.6m (146ft)	659.85	659.85
12	Novlan Mitchell	CAN 	-17 M	48.4m (159ft)	43.8m (144ft)	726.34	726.34
13	Robeldo Santiago	COL 	-17 M	45.5m (149ft)		652.17	652.17
14	Mcdonald Haywood	USA 	-17 M	45.3m (149ft)		647.06	647.06
15	Berio Edoardo	ITA 	-17 M	45.2m (148ft)		644.50	644.50
16	Jollivet Maxence	FRA 	-17 M	44.9m (147ft)		636.83	636.83
17	Paci Alessandro	ITA 	-17 M	43.7m (143ft)		606.14	606.14
18	Meisner Viktor	CZE 	-17 M	43.1m (141ft)		590.79	590.79
19	Sheldon James	AUS 	-17 M	42.9m (141ft)			585.68
20	Öhman Patrik	SWE 	-17 M	42.3m (139ft)		570.33	570.33
21	Isayeu Aliaksandr	BLR 	-17 M	41.6m (136ft)		552.43	552.43
22	Botero Mateo	COL 	-17 M	41.0m (135ft)		537.08	537.08
23	Turp William	GBR 	-17 M	40.2m (132ft)		516.62	516.62
24	Tichy Vaclav	CZE 	-17 M	38.7m (127ft)		478.26	478.26
25	Labkovich Ilya	BLR 	-17 M	38.5m (126ft)		473.15	473.15
26	Caruso Brando	ITA 	-17 M	38.2m (125ft)		465.47	465.47
27	Plytas Nikolaos	GRE 	-17 M	37.3m (122ft)		442.46	442.46
28	Pigozzi Robert	DOM 	-17 M	29.6m (97ft)			245.52

Under 17 Boys Overall Results

	Name	Country	Categ.	Slalom	Tricks	Jump	Overall
1	Bradstreet Timothy	AUS 	-17 M	950.00	923.49	1000.00	2873.49
2	Briant Joshua	AUS 	-17 M	850.00	1000.00	698.21	2548.21
3	Robeldo Alejandro	COL 	-17 M	712.50	819.34	800.51	2332.35
4	Robeldo Santiago	COL 	-17 M	825.00	781.08	652.17	2258.25
5	Caruso Brando	ITA 	-17 M	1000.00	760.89	465.47	2226.36
6	Brooks Steven	*USA 	-17 M	812.50	680.13	670.08	2162.71
7	Mcdonald Haywood	USA 	-17 M	925.00	463.34	647.06	2035.40
8	Plytas Nikolaos	GRE 	-17 M	775.00	814.03	442.46	2031.49
9	Labkovich Ilya	BLR 	-17 M	700.00	849.10	473.15	2022.25
10	Berio Edoardo	ITA 	-17 M	925.00	446.33	644.50	2015.83
11	Isayeu Aliaksandr	BLR 	-17 M	687.50	773.65	552.43	2013.58
12	Paci Alessandro	ITA 	-17 M	825.00	574.92	606.14	2006.06
13	Meisner Viktor	CZE 	-17 M	781.25	595.11	590.79	1967.15
14	Wharton Christopher	GBR 	-17 M	800.00	160.47	838.87	1799.34
15	Partl Daniel	AUT 	-17 M	762.50	255.05	769.82	1787.37
16	Grosek Seppi	AUT 	-17 M	531.25	498.41	757.03	1786.69
17	Jollivet Maxence	FRA 	-17 M	800.00	297.56	636.83	1734.39
18	Weichhart Andreas	AUT 	-17 M	675.00	241.23	754.48	1670.71
19	King Alex	NZL 	-17 M	650.00	248.67	659.85	1558.52
20	Hruby Libor	CZE 	-17 M	562.50	314.56	672.63	1549.69
21	Turp William	GBR 	-17 M	700.00	252.92	516.62	1469.54
22	Tichy Vaclav	CZE 	-17 M	425.00	375.13	478.26	1278.39
23	Novlan Mitchell	CAN 	-17 M	125.00	341.13	726.34	1192.47
24	Botero Mateo	COL 	-17 M	87.50	414.45	537.08	1039.03
25	Öhman Patrik	SWE 	-17 M	112.50	258.24	570.33	941.07

Chief Judge

Homologator

Scorer

Kerri Lee

Herve Tilloy

Hannu Rintanen