





Under 10 Boys Slalom Results

Homologation: Ranking List

	Name	Country	National	Ranking	Ranking	Ranking	National
1	Christie Jack	AUS 	2.00/28	4.00/43	4.00/43	2.00/46	1.00/28
2	Christie Bailey	AUS 	5.00/28	2.00/31	1.00/31	0.00/28	2.00/31






Under 14 Girls Slalom Results

Homologation: Ranking List

	Name	Country	National	Ranking	Ranking	Ranking	National
1	Crossland Emily	AUS 	1.50/34	0.50/31	1.50/31	5.00/40	1.50/40
2	Lynch Teagan	AUS 	0.00/28	0.00/31	4.00/31	2.00/31	2.00/34





Under 14 Boys Slalom Results

Homologation: Ranking List

	Name	Country	National	Ranking	Ranking	Ranking	National
1	Rankin Ben	AUS 	2.50/49	3.50/49	2.25/52	1.25/49	2.50/49
2	Ryan Thomas	AUS 	1.00/40	3.50/49	2.50/49	3.25/46	1.00/49
3	Veal Jake	AUS 	5.00/40	1.00/46	2.00/37	2.50/40	2.00/43
4	Baylis Bode	AUS 	0.00/40	1.00/49	5.50/46		
5	Lambert Brent	AUS 	0.00/40	0.00/40	0.00/37	0.00/40	0.00/40




Under 17 Girls Slalom Results

Homologation: Ranking List

	Name	Country	National	Ranking	Ranking	Ranking	National
1	Matthews Ashleigh	AUS 	0.00/43	5.00/49	3.00/49	1.50/49	1.00/55/18.25
2	Dodd Jacqui	AUS 	1.25/43	3.50/46	2.50/46	4.50/43	1.50/43
3	Rankin Ellie	AUS 	0.00/43	0.00/43	1.00/43	1.00/43	2.00/43
4	Ryan Tara	AUS 				3.50/46	4.00/46



Under 17 Boys Slalom Results

Homologation: Ranking List

	Name	Country	National	Ranking	Ranking	Ranking	National
1	Leeson Ryan	AUS 	0.00/46	2.50/49	2.00/52	2.50/46	4.00/49
2	Bate Charles	AUS 	4.00/43	2.50/55/18.25	2.50/43	0.50/43	1.50/52
3	Lambert Jack	AUS 	1.50/46	4.50/43	2.50/49	3.00/43	3.00/46


Open Men Slalom Results

Homologation: Ranking List

	Name	Country	National	Ranking	Ranking	Ranking	National
1	Mcmillan Gavin	AUS 	2.00/58/11.25	2.00/58/11.25	1.00/58/11.25	0.50/58/11.25	4.00/58/12.00
2	Cornale Peter	AUS 	3.00/58/11.25	3.00/58/11.25	4.50/58/12.00	1.00/58/12.00	1.00/58/11.25





Over 35 Women Slalom Results

Homologation: Ranking List

	Name	Country	National	Ranking	Ranking	Ranking	National
1	Pechotsch Samantha	AUS 	3.00/46	3.50/40	5.00/40	1.00/46	2.00/46


Over 35 Men Slalom Results

Homologation: Ranking List

	Name	Country	National	Ranking	Ranking	Ranking	National
1	Gilman Michael	AUS 	2.00/55/12.00	3.00/55/12.00	5.00/55/13.00	3.50/55/13.00	4.00/55/14.25
2	Sparrow Nigel	AUS 	5.00/55/14.25	1.50/55/13.00	3.00/55/13.00	3.00/55/13.00	5.00/55/13.00
3	Welsh Matthew	AUS 	4.00/55/14.25	4.50/55/14.25	0.00/52	2.50/52	5.00/52
4	Baylis Mark	AUS 	3.00/55/16.00	2.00/55/14.25	2.50/52		





Over 45 Women Slalom Results

Homologation: Ranking List

	Name	Country	National	Ranking	Ranking	Ranking	National
1	Maczkowiack Rose	AUS 	5.00/52	3.00/55/14.25	1.00/55/14.25	3.50/52	



Over 45 Men Slalom Results

Homologation: Ranking List

	Name	Country	National	Ranking	Ranking	Ranking	National
1	Veal Chris	AUS 	2.25/52	3.00/55/14.25	4.00/52	5.00/52	2.50/55/14.25
2	Standen John	AUS 	4.00/55/16.00	1.50/55/16.00	5.00/52	1.50/55/16.00	3.00/49
3	Langley Bevan	AUS 	2.50/52	3.00/52	2.00/52	3.00/52	5.00/49
4	Matthews Craig	AUS 	1.50/52	5.00/52	2.00/52	2.00/52	4.00/49


Over 21 Men Slalom Results

Homologation: Ranking List

	Name	Country	National	Ranking	Ranking	Ranking	National
1	Reid Tim	AUS 	2.50/58/12.00	4.00/58/12.00	2.50/58/13.00	1.50/58/18.25	1.50/58/13.00
2	Boulton Travis	AUS 	3.00/58/16.00	3.00/58/18.25	5.00/58/18.25	2.00/58/16.00	1.00/58/18.25

Over 21 Women Slalom Results

Homologation: Ranking List

	Name	Country	National	Ranking	Ranking	Ranking	National
1	Langley Lisa	AUS 	2.50/55/18.25	4.00/49	2.50/55/18.25	1.50/34	1.00/49

Chief Judge

Homologator

Scorer