

Under 10 Boys Slalom Results

Homologation: Ranking List

	Name	Country	Categ.	Round 1	Round 2	Overall
1	Christie Jack	AUS	U10 M	1.50/28	2.00/40	1000.00
2	Christie Bailey	AUS	U10 M	1.00/28	2.00/28	76.92

Under 14 Boys Slalom Results

Homologation: Ranking List

	Name	Country	Categ.	Round 1	Round 2	Overall
1	Briant Joshua	AUS	U14 M	0.50/55/11.25	3.00/55/12.00	1000.00
2	Bechaz Jerome	AUS	U14 M	0.50/55/13.00	3.50/55/16.00	779.82
3	Kenny Julian	AUS	U14 M	2.00/55/14.25	3.00/55/16.00	697.25
4	Fitzsimons Jeffrey	AUS	U14 M	1.00/55/16.00	4.00/55/18.25	568.81
5	Crisp Patrick	AUS	U14 M	2.00/55/18.25	2.50/55/18.25	486.24
6	Burns Ryan	AUS	U14 M	5.00/52	5.00/52	422.02

Under 14 Girls Slalom Results

Homologation: Ranking List

	Name	Country	Categ.	Round 1	Round 2	Overall
1	Lochner Sarah	AUS	U14 F	1.00/55/14.25	0.00/55/16.00	1078.43
2	Burns Jasmine	AUS	U14 F	3.50/52	3.00/52	774.51
3	Miller Katelyn	AUS	U14 F	0.50/52	4.00/49	715.69
3	Weeks Maxine	AUS	U14 F	0.50/52	4.00/49	715.69
5	Griffiths Stephanie	AUS	U14 F	1.50/34	3.00/55/16.00	1000.00
6	Harward Zoe	AUS	U14 F	2.50/43	2.00/43	401.96
7	Ashcroft Riley	AUS	U14 F	0.50/46	6.00/34	480.39

Under 17 Boys Slalom Results

Homologation: Ranking List

	Name	Country	Categ.	Round 1	Round 2	Overall
1	Miller Jason	AUS	U17 M	5.25/58/13.00	2.00/58/13.00	1000.00
2	Sheldon James	AUS	U17 M	3.00/58/13.00	2.50/58/13.00	936.17
3	Sheldon Jack	AUS	U17 M	2.50/52	4.50/58/14.25	808.51
4	Mcmurray Callum	AUS	U17 M	3.50/58/14.25	1.50/52	780.14
5	Adams William	AUS	U17 M	5.00/52	4.50/58/18.25	468.09
6	Wooderson Damon	AUS	U17 M	2.00/58/16.00	1.50/52	567.38
7	Bate Charles	AUS	U17 M	4.00/52	1.00/52	113.48

Under 17 Girls Slalom Results

Homologation: Ranking List

	Name	Country	Categ.	Round 1	Round 2	Overall
1	Clegg Jacinta	AUS	U17 F	3.00/55/14.25	1.00/55/14.25	1000.00
2	Mcdonald Jacqueline	AUS	U17 F	1.50/55/16.00	3.00/55/16.00	777.78
3	Colliccoat Anthea	AUS	U17 F	1.25/55/16.00	2.50/55/18.25	712.96
4	Colliccoat Olivia	AUS	U17 F	5.00/55/18.25	1.25/55/18.25	629.63
5	Harward Kayla	AUS	U17 F	2.50/49	3.50/55/16.00	796.30

Under 21 Men Slalom Results

Homologation: Ranking List

	Name	Country	Categ.	Round 1	Round 2	Overall
1	Pollock Alexander	AUS	U21 M	0.50/58/12.00	4.00/58/13.00	890.91
2	Martin Tim	AUS	U21 M	3.50/58/12.00	3.50/58/13.00	1000.00
3	Weeks Sam	AUS	U21 M	2.25/58/12.00	3.00/58/13.00	954.55
4	Kingdom Christian	AUS	U21 M	0.50/58/13.00	3.50/58/14.25	672.73
5	Colliccoat Brayden	AUS	U21 M	0.50/58/18.25	3.50/58/18.25	127.27
6	Carroll Josh	AUS	U21 M	2.00/58/18.25	2.50/58/18.25	90.91

Under 21 Women Slalom Results

Homologation: Ranking List

	Name	Country	Categ.	Round 1	Round 2	Overall
1	Chiron Janys	AUS	U21 F	2.00/55/16.00	5.00/49	1000.00

Open Men Slalom Results

Homologation: Ranking List

	Name	Country	Categ.	Round 1	Round 2	Overall
1	Cornale Peter	AUS	Ope M	0.00/58/11.25	1.00/58/11.25	31.00
2	Adams Nicholas	AUS	Ope M	4.00/58/11.25	4.50/58/12.00	34.00
3	Purcell Nick	AUS	Ope M	0.50/58/12.00	2.00/58/13.00	24.50
4	Mcmillan Gavin	AUS	Ope M	1.50/58/11.25	3.50/58/18.25	31.50

Open Women Slalom Results

Homologation: Ranking List

	Name	Country	Categ.	Round 1	Round 2	Overall
1	Humphrey Cathryn	AUS	Ope F	2.00/55/12.00	1.00/55/12.00 <small>(Tie break: 6.00/55/13.00)</small>	1000.00
2	Carroll Jacinta	AUS	Ope F	1.50/55/13.00	1.00/55/12.00 <small>(Tie break: 2.00/55/13.00)</small>	961.54
3	Summerill Rebecca	NZL	Ope F	1.50/55/13.00	3.00/55/13.00	807.69
4	Scott Chelsea	AUS	Ope F	0.50/55/12.00	1.50/55/13.00	942.31

Over 35 Men Slalom Results

Homologation: Ranking List

	Name	Country	Categ.	Round 1	Round 2	Overall
1	Grey David	AUS	O35 M	2.00/55/13.00	0.50/55/13.00	1019.61
2	Ashcroft Graham	AUS	O35 M	1.50/55/13.00	2.50/52	1000.00
3	Campbell Jamie	AUS	O35 M	0.50/55/14.25	0.50/52	960.78


Over 45 Men Slalom Results

Homologation: Ranking List

	Name	Country	Categ.	Round 1	Round 2	Overall
1	Briant Wayne	AUS	O45 M	2.50/55/11.25	0.50/55/11.25	1390.62
2	Adams John	AUS	O45 M	0.50/55/13.00	0.50/55/12.00	1140.62
3	Stephen Craig	AUS	O45 M	3.50/55/14.25	2.00/55/13.00	1000.00
4	Standen John	AUS	O45 M	5.50/55/14.25	0.50/55/14.25	921.88
5	Priekulis Waldie	AUS	O45 M	5.00/49	2.00/55/13.00	1000.00
6	Martin Lee	AUS	O45 M	3.00/55/16.00	3.50/55/18.25	656.25












Over 45 Women Slalom Results

Homologation: Ranking List

	Name	Country	Categ.	Round 1	Round 2	Overall
1	Crisp Sue	AUS 	O45 F	4.00/52/14.25	1.00/52/16.00	40.00

Over 21 Men Slalom Results

Homologation: Ranking List

	Name	Country	Categ.	Round 1	Round 2	Overall
1	Bray Lee	AUS 	O21 M	1.50/58/12.00	2.00/58/12.00	1405.41
2	Lawn David	AUS 	O21 M	2.50/58/13.00	2.50/58/14.25	1108.11
3	Reid Tim	AUS 	O21 M	0.00/58/14.25	3.50/58/13.00	1162.16
4	Martin Glen	AUS 	O21 M	0.50/58/13.00	2.50/58/14.25	1000.00
5	Schmidt Cain	AUS 	O21 M	2.50/58/12.00	3.50/58/18.25	1432.43
6	Kupinic Adrian	AUS 	O21 M	4.00/58/13.00	5.50/58/18.25	1189.19
7	Faoro Jarrod	AUS 	O21 M	0.00/58/14.25	3.00/58/14.25	810.81
8	Ross Simon	AUS 	O21 M	5.00/58/16.00	3.50/58/18.25	594.59
9	Kitchen Rod	AUS 	O21 M	5.00/58/18.25	4.00/58/18.25	270.27
10	Barbuto Peter	AUS 	O21 M	1.50/58/18.25	3.00/58/18.25	162.16
11	Daff Toby	AUS 	O21 M	2.00/58/18.25	2.00/58/18.25	108.11

Chief Judge

Homologator

Scorer