









## Under 14 Boys Overall Results

|   | Name           | Country | Categ.  | Slalom  | Tricks  | Jump    | Overall |
|---|----------------|---------|---|---------|---------|---------|---------|
| 1 | Zendler Tyce   | AUS     |  U14 M | 1000.00 | 1000.00 | 818.90  | 2818.90 |
| 2 | Wallent Joshua | AUS     |  U14 M | 863.64  | 947.37  | 1000.00 | 2811.01 |
| 3 | Burns Ryan     | AUS     |  U14 M | 500.00  | 502.02  |         | 1002.02 |



## Under 14 Girls Overall Results

|   | Name                | Country | Categ.  | Slalom  | Tricks  | Jump    | Overall |
|---|---------------------|---------|---|---------|---------|---------|---------|
| 1 | Griffiths Stephanie | AUS     |  U14 F | 1000.00 | 1000.00 | 1000.00 | 3000.00 |
| 2 | Burns Jasmine       | AUS     |  U14 F | 702.70  | 520.93  | 734.69  | 1958.32 |


## Under 17 Boys Overall Results

|   | Name                   | Country | Categ.   | Slalom  | Tricks  | Jump    | Overall |
|---|------------------------|---------|--|---------|---------|---------|---------|
| 1 | Briant Joshua          | AUS     |  U17 M | 1000.00 | 1000.00 | 823.31  | 2823.31 |
| 2 | Wharton Christopher    | GBR     |  U17 M  | 921.05  | 376.62  | 1000.00 | 2297.67 |
| 3 | Cavanagh Mitchell      | AUS     |  U17 M  | 868.42  | 196.97  | 751.88  | 1817.27 |
| 4 | Jeude Craig            | AUS     |  U17 M  | 868.42  | 180.74  | 398.50  | 1447.66 |
| 5 | Nelson-Cranfield Trent | AUS     |  U17 M | 868.42  | 180.74  | 357.14  | 1406.30 |




## Under 17 Girls Overall Results

|   | Name                | Country | Categ.  | Slalom  | Tricks  | Jump    | Overall |
|---|---------------------|---------|---|---------|---------|---------|---------|
| 1 | Mcdonald Jacqueline | AUS     |  U17 F | 767.86  | 1000.00 | 1000.00 | 2767.86 |
| 2 | Mead Samantha       | AUS     |  U17 F | 1000.00 | 831.54  | 758.17  | 2589.71 |


## Under 21 Men Overall Results

|   | Name            | Country | Categ.  | Slalom  | Tricks  | Jump    | Overall |
|---|-----------------|---------|---|---------|---------|---------|---------|
| 1 | Mcdonald Daniel | AUS     |  U21 M | 1000.00 | 1000.00 | 1000.00 | 3000.00 |

## Open Men Overall Results

|   | Name               | Country | Categ.  | Slalom  | Tricks  | Jump    | Overall |
|---|--------------------|---------|---|---------|---------|---------|---------|
| 1 | Wing Joel          | AUS     |  Ope M | 1000.00 | 1000.00 | 699.44  | 2699.44 |
| 2 | Bradstreet Timothy | AUS     |  Ope M | 925.00  | 594.65  | 1000.00 | 2519.65 |
| 3 | Wallent Daniel     | AUS     |  Ope M | 318.75  | 347.87  | 474.72  | 1141.34 |

## Open Women Overall Results

|   | Name            | Country | Categ.  | Slalom  | Tricks  | Jump    | Overall |
|---|-----------------|---------|---|---------|---------|---------|---------|
| 1 | Southwell Nicki | AUS     |  Ope F | 1000.00 | 1000.00 | 1000.00 | 3000.00 |

Chief Judge

Homologator

Scorer